



Fact Book

McDowell Technical Community College— 54 College Drive, Marion, NC 28752

T: 828-652-6021

Table of Contents



General College Information.....	1
College History.....	1
Accreditation.....	2
Mission, Vision, Values and Goals.....	3
Board of Trustees.....	4
Personnel.....	4
Cost of MTCC vs NC 4-Year Universities.....	5
Service Area.....	5
Programs for Top Occupations.....	6
Sub Region (Hickory) 5-Star Jobs (Includes McDowell County).....	6
Service Area Projections.....	6
Population Projections.....	6
Gender and Race.....	7
Age.....	6
MTCC Employment.....	8
Full-Time Employees.....	8
Part-Time Employees.....	8



MTCC By the Numbers.....	9
Survey Data.....	9
Top Transfer Universities.....	9
Curriculum Enrollment.....	10
Unduplicated, FTE and Fall Curriculum Enrollment.....	10
Curriculum Enrollment by Race/Ethnicity – Fall, 2020.....	11
Curriculum Enrollment by Age – Fall, 2020.....	12
Curriculum Enrollment by Program Area – Fall, 2020.....	12
Curriculum Enrollment by Delivery Method – Fall, 2020.....	13
Curriculum Distance Education Enrollment – Fall, 2020.....	14
Dual Enrollment – Success Rates.....	15
Students with Prior Credit (Previous Dual Enrollment).....	15
McDowell Early College (MEC).....	15
Curriculum Graduates.....	16
Graduates by Credential.....	16
Unduplicated Graduates by Year.....	16
Students who Earned a Curriculum Credential by Age.....	17
Graduation Rates.....	18
Licensure Pass Rates.....	18
Fall to Fall Curriculum Student Retention.....	19
MTCC Library.....	19
Workforce Development and Innovation.....	20
High School Equivalency Completion Rates.....	20
MTCC Grants.....	21
MTCC Foundation.....	21
MTCC Financial Aid.....	21



Glossary.....	23
----------------------	-----------

Note: Throughout the book, not all percentages will add up to 100% based on rounding.

General College Information

College History

Good education must develop citizens who work as well as play; produce as well as consume; create as well as appreciate.

The stockholders of any business deserve a report on progress, problems and operational success of their enterprise. At MTCC, students represent our prize product. You the good people of McDowell County are our stockholders. In May, 1964 the North Carolina State Board of Education the Marion-McDowell Industrial Education Center at a temporary location, 29 State Street, in downtown Marion, with an enrollment of 30 students. Three years later, it became a part of the North Carolina Department of Community Colleges.

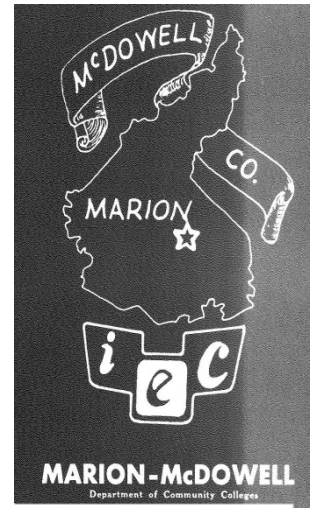
It has made continuous growth since opening date. In 1971, the Center was officially chartered as McDowell Technical Institute.

In August, 1970 the campus relocated to its current 31 acre site located at the intersection of Interstate 40 and North Carolina Highway 226.

In 1979, the North Carolina General Assembly changed the name to McDowell Technical College and in 1988 the name changed again to McDowell Technical Community College to better reflect the comprehensive educational opportunities available to the citizens of McDowell County.

The College has shown much academic growth since its founding. MTCC has more than 25 career and university transfer programs to explore – plus online courses to fit any schedule. The College offers associate degrees, college transfer credits, diplomas, and certificates.

MTCC also has experience great physical growth since its beginning with the additions of the William Harold Smith building in 2008, the Ford Miller Employment and Training Center on Baldwin Avenue in 2009, The Universal Advanced Manufacturing Center in 2014, and a new Cosmetic Arts building in 2021.



Accreditation

McDowell Technical Community College is accredited by the Southern Association of Colleges and Schools Commission on Colleges to award associate degrees, diplomas and certificates. Contact the Commission on Colleges at 1866 Southern Lane, Decatur, Georgia 30033-4097 or call 404-679-4500 for questions about the accreditation of McDowell Technical Community College.

Note: The Commission on Colleges should be contacted only if there is evidence that appear to support an institution's significant non-compliance with a requirement for standard.

The College was accredited by the North Carolina State Board of Education in 1964, by the Southern Association of Colleges and Schools in 1975 and reaffirmed in 1980, 1990, 2000, 2012, and 2021.

In addition to being accredited by the Southern Association of Colleges and Schools Commission on Colleges, a number of curriculum programs are approved by various licensing agencies:

- The **Basic Law Enforcement Training** program is certified by the North Carolina Criminal Justice Education and Training Standards Commission.
- The **Cosmetology** program is licensed by the North Carolina State Board of Cosmetic Arts.
- The **Esthetics** program is licensed by the North Carolina State Board of Cosmetic Arts.
- The **Health Information Technology** program is accredited by the Commission on the Accreditation for Health Informatics and Information Management (CAHIIM) Education.
- The **Nursing Education** programs are approved by the North Carolina Board of Nursing.

Mission, Vision, Values, and Goals

Mission

MTCC enriches our community with access to student-centered, affordable, high-quality, lifelong learning opportunities that promote workforce development.

Vision

We learn and grow while focusing on individuals, our community, and our institution.

Values

We are **Caring** and **Supportive** of all.
We are **Reliable** and **Available** when needed.
We are **Sincere** in our commitment.
We are **Amazing**.

Institutional Goals

Goal 1: Access

Goal 2: Retention and Progression

Goal 3: Quality

Goal 4: Success

Board of Trustees







The Board of Trustees of McDowell Technical Community College is charged by the General Assembly of North Carolina with the responsibility of governing the college. The college president serves under the board and reports to it.

Thirteen community members from the college's service area of McDowell County sit on the board. Each is committed to excellence in education at the institution.

The Board consists of 12 trustees and one non-voting student member:


- ✓ Four trustees appointed by the governor of North Carolina
- ✓ Four trustees appointed by the McDowell County Board of Education
- ✓ Four trustees appointed by the McDowell County Commissioners
- ✓ The President of the Student Government Association serves as an Ex-Officio, Non-Voting member

Personnel – College Leadership

	President Dr. Brian S. Merritt bsmerritt47@go.mcdowelltech.edu		Vice President for Learning and Student Services Dr. Penny Cross pacross09@go.mcdowelltech.edu
	Vice President for Finance and Administration Ryan Garrison rtgarrison55@go.mcdowelltech.edu		Dean of Student Success Dr. Beverly K. Watts bkwatts69@go.mcdowelltech.edu
	Dean of Arts and Sciences Judy Melton jpmelton84@go.mcdowelltech.edu		Dean of Continuing Education & Career & Technical Education Stacy Buff sebuff74@go.mcdowelltech.edu

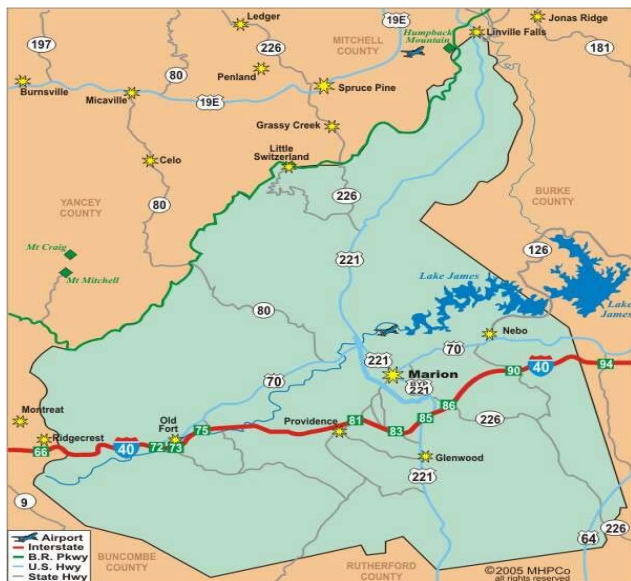
Cost of MTCC vs. NC 4- Year Universities

In 2016 the North Carolina General Assembly established a fixed tuition program, NCGS 116-143.9. On average, tuition at a 4-year school in the UNC system would cost a student \$13,104 for the academic year while MTCC would cost \$1,716. That's a savings of \$11,388 per year!



Service Area

The college service area is defined as McDowell County. MTCC not only serves students in McDowell County, but in the surrounding counties as well.



The college is the...

(d4.nccommerce.com/QCEWlargestEmployers.aspx)

14th largest Employer in
McDowell County

Programs for Top Occupations

MTCC offers programs to prepare students for some of the top occupations in NC and specifically within our service area. As defined by NC Commerce, Star jobs are determined by a star rating. Star ratings are assigned based on wages, projected growth rate, and projected job openings, and each occupation has a rating of between one and five stars. Occupations with five stars are considered to have much better career prospects than occupations with fewer stars.

In addition to the North Carolina 5-Star Jobs, a listing of 5-Star Jobs was identified for each of NC's 16 sub-regions. The 5-Star Jobs for MTCC's sub-region, Hickory, are shown below.

Program Alignment with NC 5-Star Jobs			
NC 5-STAR JOBS	MTCC PROGRAMS	MEDIAN HOURLY WAGES	MEDIAN ANNUAL WAGES
Computer User Support Specialists	Information Technology <i>Projected Growth</i>	\$23.22 (NC)	\$48,290 (NC)
Computer Network Support Specialists	Information Technology <i>Projected Growth</i>	\$29.24	\$60,820
Web Developers	Information Technology <i>Projected Growth</i>	\$32.94	\$68,520
Registered Nurses	Associate Degree Nursing <i>Becomes standalone program in 2022</i>	\$28.31	\$58,888
Licensed Practical & Vocational Nurses	Licensed Practical Nursing	\$21.72	\$45,179
Heating, A/C, & Refrigeration Mechanics & Installers	Air Conditioning, Heating & Refrigeration Tech. <i>Growing Program</i>	\$19.87	\$41,332
Mechanical Engineering Technician	Applied Engineering Technology or Mechatronics	\$28.98	\$60,285
Paralegals & Legal Assistants	Potential Program Offering	\$18.77	\$39,040

Source: www.nccommerce.com/data-tools-reports/labor-market-data-tools/employment-projections#star-jobs

Service Area Projections

MTCC serves one county, McDowell, in western North Carolina. The college serves approximately 5,041 credential-seeking students through its on-site and distance learning programs and services. As our service area population continues to change and grow, MTCC adapts to ensure we meet the needs of our community. Below you will see current and projected demographics for our service area.

Population Projections						
COUNTY	JULY 2025	JULY 2030	JULY 2035	JULY 2040	JULY 2045	JULY 2050
McDowell	47,021	47,712	48,406	49,097	49,793	50,482

Source: www.osbm.nc.gov/facts-figures/population-demographics/state-demographer/countystate-population-projections

Gender and Race

Females by Race	
American Alaska Native	152 (1%)
Asian Pacific Islander	238 (1%)
Black African- American	737 (3%)
Two or More Races	770 (3%)
Hispanic	1,392 (6%)
White	20,212 (86%)
Total Female	23,501

Source: <https://www.osbm.nc.gov/facts-figures/population-demographics/state-demographer/countystate-population-projections#ProjectionData>

Males by Race	
American Alaska Native	182 (1%)
Asian Pacific Islander	187 (1%)
Black African- American	1,130 (5%)
Two or More Races	692 (3%)
Hispanic	1,576 (7%)
White	20,050 (84%)
Total Male	23,817

Source: <https://www.osbm.nc.gov/facts-figures/population-demographics/state-demographer/countystate-population-projections#ProjectionData>

Age

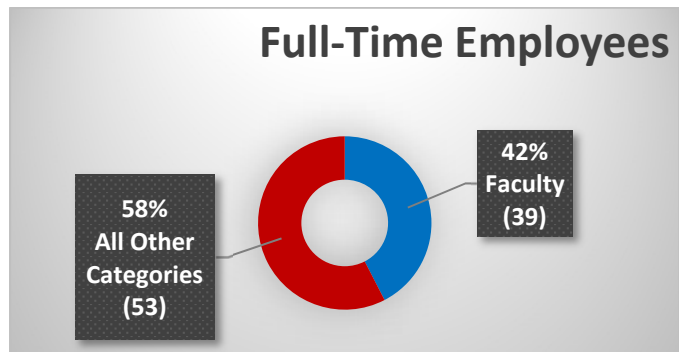
Overview of Ages	
<18	6,938 (16%)
18 – 24	3,636 (9%)

25 – 44	10,477 (25%)
45 – 64	12,062 (28%)
>65	9,647 (23%)
Total	42,760

MTCC Employment

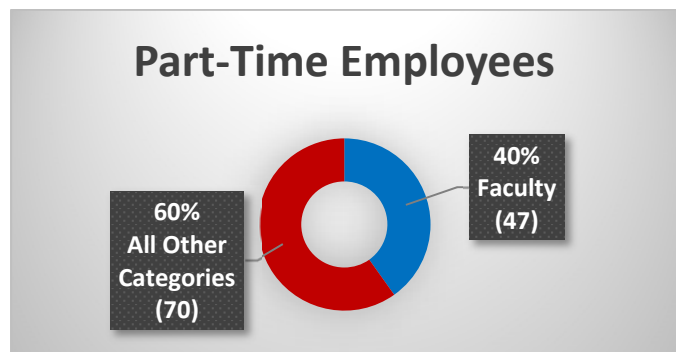
92

Full-Time Employees
 Faculty (39)
 All Other Categories (53)



117

Part-Time Employees
 Faculty (47)
 All Other Categories (70)



Source: NCCCS Data Dashboard-Employee Headcount

MTCC by the Numbers

Survey Data

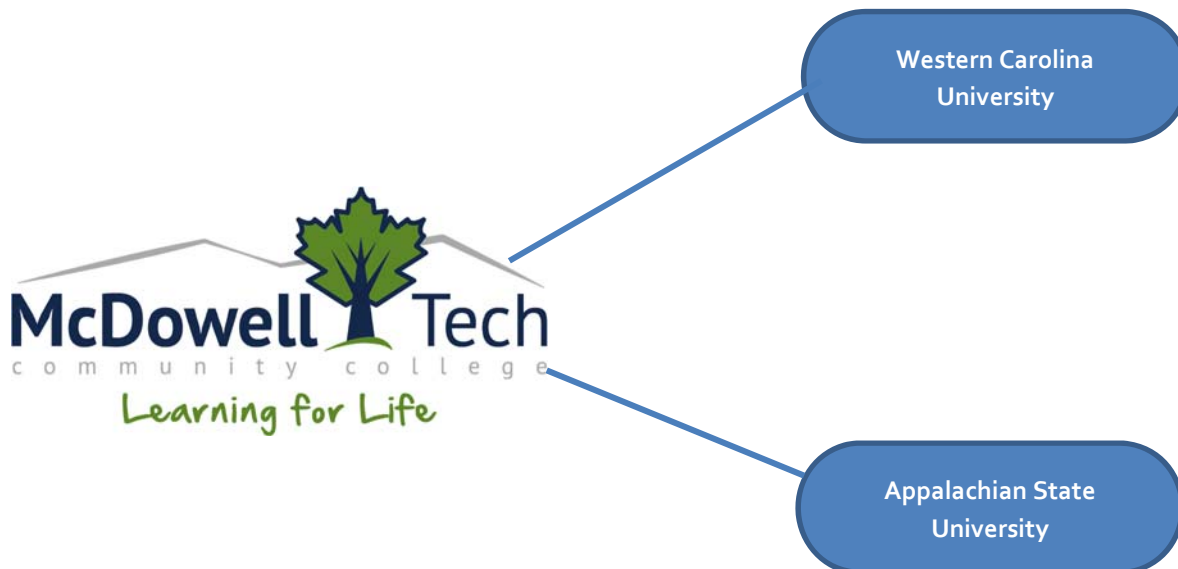
MTCC surveys students annually in seeking to improve the college's programs and services. Graduates are consistently satisfied with their overall MTCC experience.

Satisfaction Rates			
SURVEY	2019-20	2020-21	2021-22
Graduate Satisfaction	86%	89%	86%

Source: Graduate Survey

Top Two Transfer Universities

Based on MTCC students who transferred in the fall 2020.



Data source: www.northcarolina.edu/impact/stats-data-report

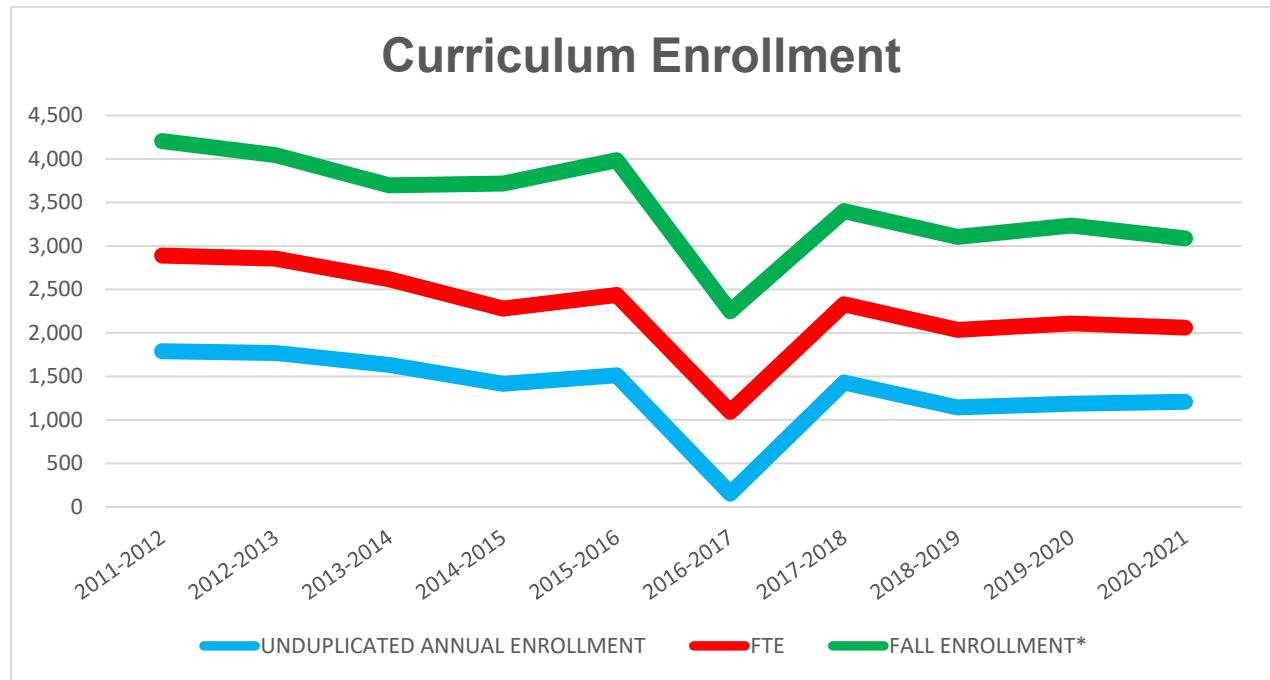
MTCC Curriculum Enrollment

Unduplicated, FTE, and Fall Curriculum Enrollment

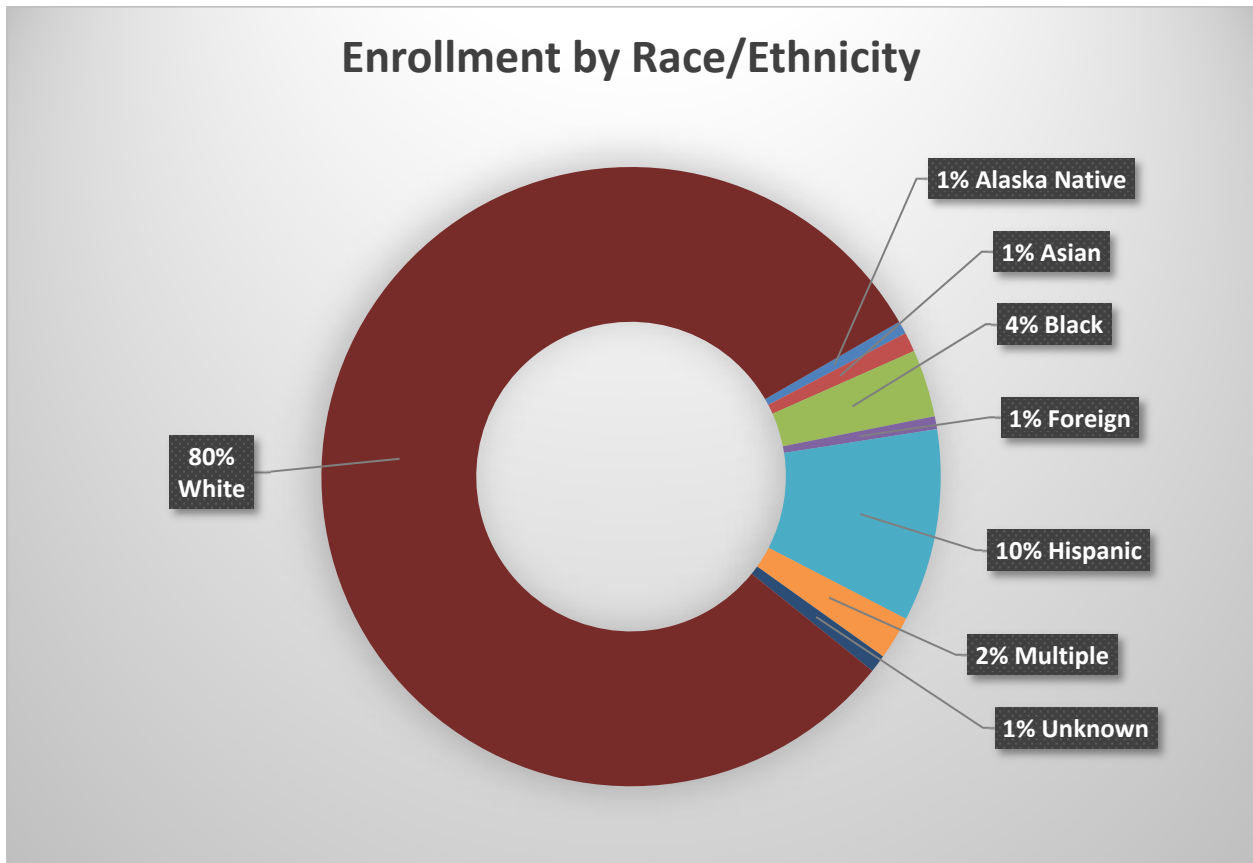
Unduplicated Annual Enrollment – A headcount of students who were enrolled during the academic year. Each student is only counted one time for the year. **FTE** – Full-time equivalent enrollment based on NC Community College System contact hour model. **Fall Enrollment** – A headcount of students who were enrolled during the fall term. Each student is counted one time for the term.

Curriculum Enrollment			
YEAR	UNDUPLICATED ANNUAL ENROLLMENT	FTE	FALL ENROLLMENT*
2011-2012	1,789	1,101	1,316
2012-2013	1,768	1,085	1,191
2013-2014	1,632	984	1,081
2014-2015	1,415	864	1,438
2015-2016	1,513	923	1,550
2016-2017	152	940	1,157
2017-2018	1,430	899	1,072
2018-2019	1,143	892	1,069
2019-2020	1,184	925	1,126
2020-2021	1,206	854	1,027

*Fall enrollment count differs from that reported to IPEDS. IPEDS data is a snapshot in time; the numbers reported above represent a count by the end of the term, which includes minimesters.

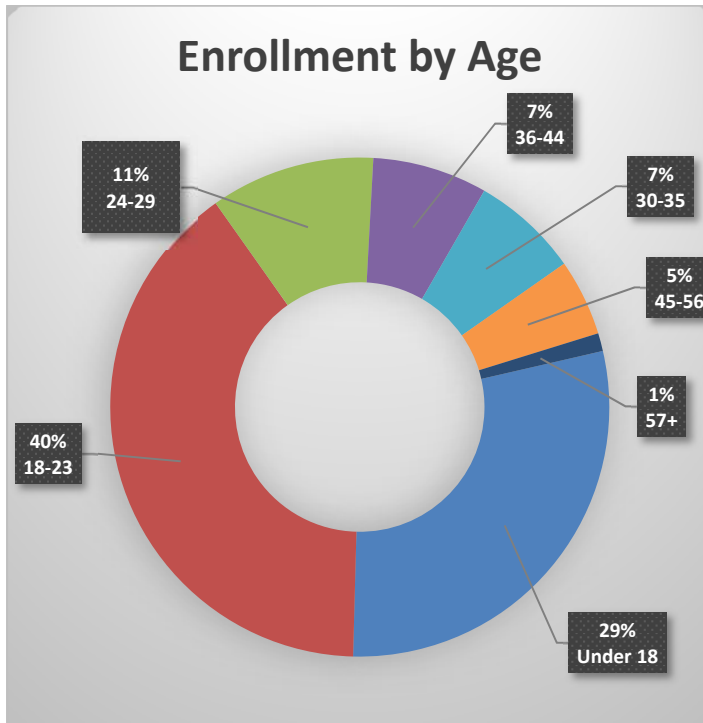


Curriculum Enrollment by Race/Ethnicity – Fall, 2020



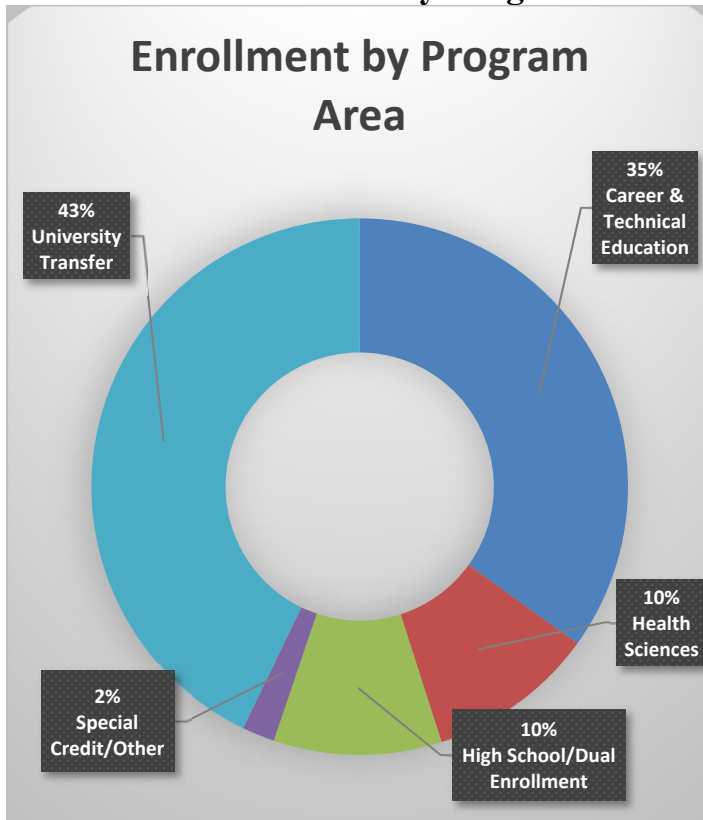
Enrollment by Race/Ethnicity		
ETHNICITY/RACE	COUNT	% OF STUDENTS
Alaska Native	8	1%
Asian	12	1%
Black	42	4%
Foreign	8	1%
Hispanic	126	10%
Multiple	27	2%
Unknown	11	1%
White	963	80%
Grand Total	1,197	100%

Curriculum Enrollment by Age – Fall, 2020



Enrollment by Age	
AGE CATEGORY	COUNT
Under 18	351 (29%)
18 - 23	481 (40%)
24 - 29	129 (11%)
30 - 35	90 (7%)
36 - 44	84 (7%)
45 - 56	60 (5%)
57+	14 (1%)
Grand Total	1,209

Curriculum Enrollment by Program Area – Fall, 2020



Enrollment by Program Area	
PROGRAM CATEGORY	COUNT
Career & Technical Education	393 (35%)
Health Sciences	114 (10%)
High School/Dual Enrolled	114 (10%)
Special Credit/Other	22 (2%)
University Transfer	482 (43%)
Grand Total	1,125

Curriculum Enrollment by Delivery Method – Fall, 2020

The college offers a variety of delivery methods for curriculum courses including:

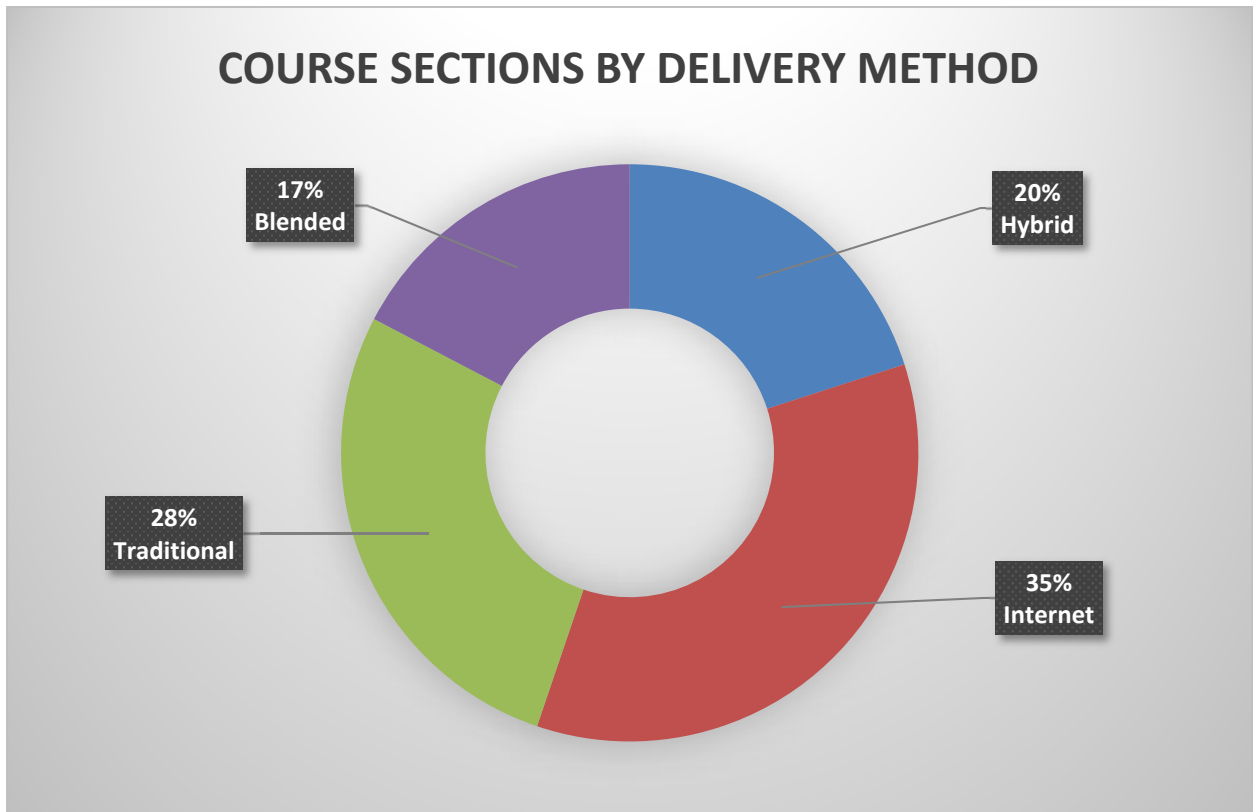
Hybrid – 51% - 99% of the course is offered online

Internet – 100% of the course is offered online

Traditional – 100% of the course is seated and in the classroom/lab

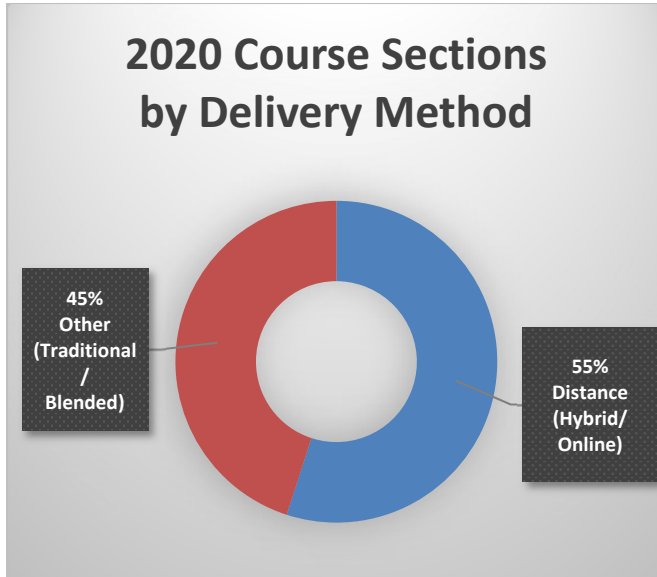
Blended – Less than or equal 50% of the course is online

Curriculum Course Sections by Delivery Method			
DELIVERY METHOD	DEFINITION	COURSE SECTIONS BY DELIVERY METHOD	%
Hybrid	51 – 99% Online	81	20%
Internet	Fully Online	142	35%
Traditional	Seated	111	28%
Blended	Less than or equal 50% Online	70	17%
Grand Total		404	100%



Curriculum Distance Education Enrollment – Fall, 2020

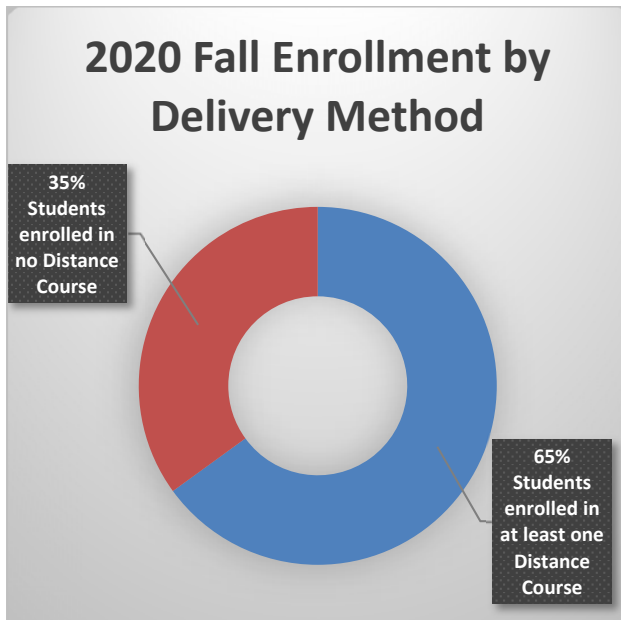
The college offers a robust selection of Distance Education courses that at least 83% of our students take advantage of.



2020 Course Sections by Delivery Method

DELIVERY METHOD	COURSE SECTIONS	%
Distance (Hybrid/Online)	223	55%
Other (Traditional, Blended)	181	45%
Grand Total	404	100%

For the data below, distance education is defined as courses offered as hybrid or fully online.



2020 Fall Enrollment by Delivery Method

ENROLLMENT BY DELIVERY METHOD	# OF STUDENTS	%
Students enrolled in at least one Distance Course	730	65%
Students enrolled in no Distance Course	396	35%
Grand Total	1,126	100%

Dual Enrollment – Success Rates

Dual enrollment students take college courses while enrolled in high school. Students who are dual-enrolled at MTCC are exceedingly successful in their coursework. During the fall 2020 term, the average course success rate for dual enrollment students was 90%.

Course success rate is defined as completing a course and earning a grade of A, B, or C.

80% Average Course Success Rate
Fall 2020

Students with Prior Credit (Previously Dual-Enrolled)

Many students who attended the college as dual-enrolled high school students are choosing to continue their education at MTCC after high school graduation.

Prior Credit	
ACADEMIC YEAR	SERVICE AREA STUDENTS ENTERING MTCC WITH PRIOR CREDIT
2015 – 2016	110
2016 – 2017	99
2017 – 2018	112
2018 – 2019	111
2019 – 2020	121
2020 – 2021	188

Source: Informer Query – Student with Prior Credit

McDowell Early College (MEC)

Students enrolled in the McDowell Early College have a very high retention rate. Retention is defined as the percentage of students from the previous fall who either graduate or re-enroll the next fall. From Fall 2020 to Fall 2021 100% of student were either re-enrolled or had completed a credential.

100% McDowell Early College Retention
Fall 2020 to Fall 2021
Source: MEC Administration

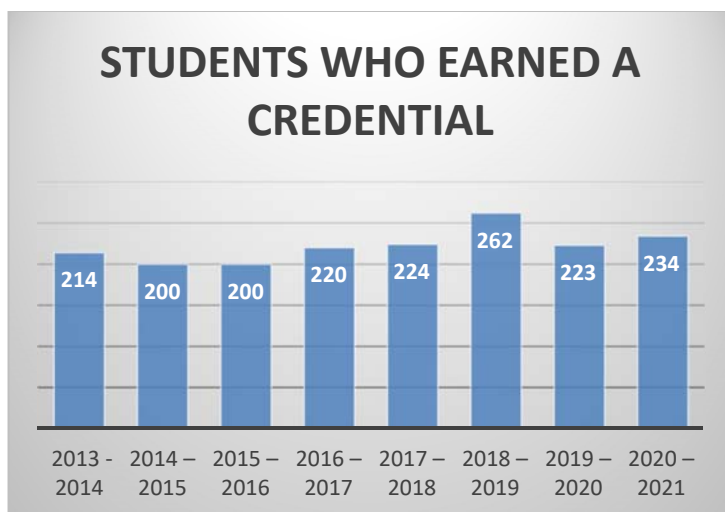
Curriculum Graduates

Graduates by Credential						
YEAR	ASSOCIATE IN ARTS	ASSOCIATE IN SCIENCE	ASSOCIATE IN ENGINEERING	ASSOCIATE IN APPLIED SCIENCE	CERTIFICATE	DIPLOMA
2013 – 2014	64			52	48	54
2014 – 2015	41			66	39	47
2015 – 2016	38	27		55	42	45
2016 – 2017	33	39		86	42	30
2017 – 2018	25	44		67	44	46
2018 – 2019	30	40	1	98	41	52
2019 – 2020	39	39	0	62	39	52
2020 – 2021	24	45	4	79	48	34

Source: Graduate Survey by Curriculum

Unduplicated Graduates by Year

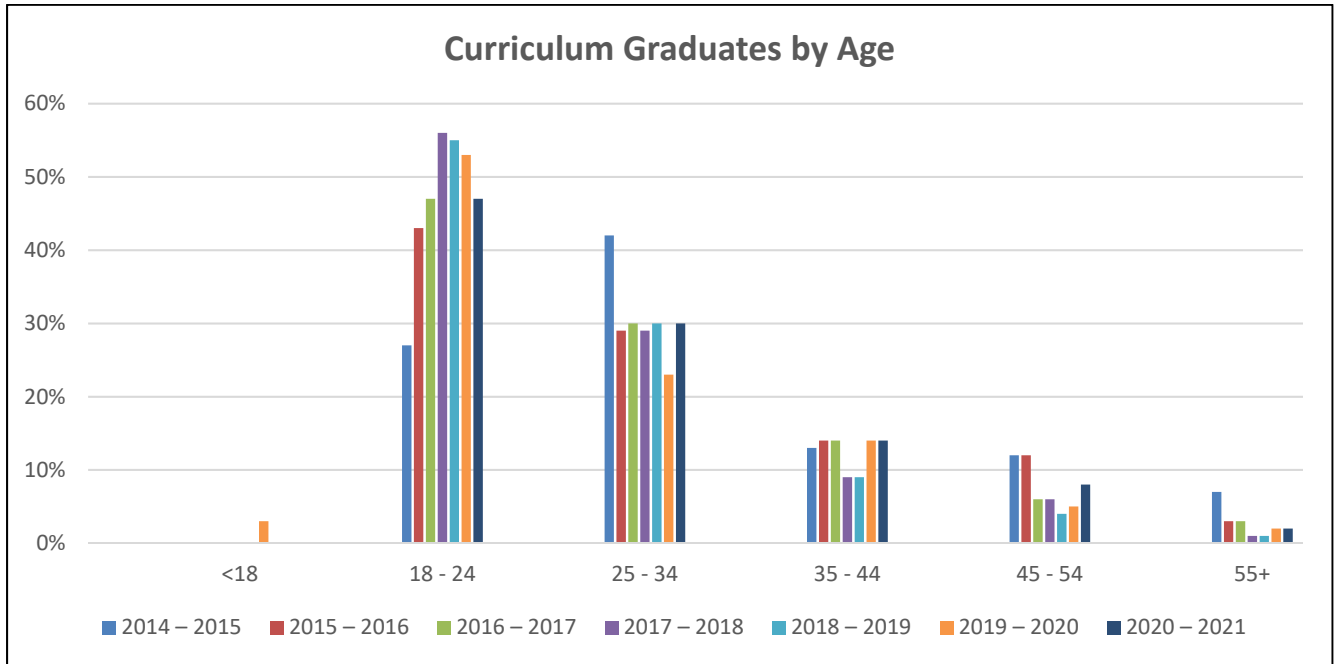
Students who Earned a Credential	
YEAR	STUDENTS WHO EARNED A CREDENTIAL
2013 – 2014	214
2014 – 2015	200
2015 – 2016	200
2016 – 2017	220
2017 – 2018	224
2018 – 2019	262
2019 – 2020	223
2020 – 2021	234



Source: Graduate Survey Data

Students Who Earned a Curriculum Credential by Age

The college has seen a steady increase in the percentage of credentials awarded to 18 – 24 year olds through 2018-2019.



Curriculum Graduates by Age						
YEAR	<18	18 - 24	25 - 34	35 - 44	45 - 54	55+
2014 – 2015	0%	27%	42%	13%	12%	7%
2015 – 2016	0%	43%	29%	14%	12%	3%
2016 – 2017	0%	47%	30%	14%	6%	3%
2017 – 2018	0%	56%	29%	9%	6%	1%
2018 – 2019	0%	55%	30%	9%	4%	1%
2019 – 2020	3%	53%	23%	14%	5%	2%
2020 – 2021	0%	47%	30%	14%	8%	2%

Source: Informer Query – Graduates by Program

Graduation Rates

The college's 150% graduation rate is 9% lower than that of its comparison group, which is comprised of a group of community colleges with similar student demographics

Graduation Rates	
	*150% TIME GRADUATION RATES
MTCC	28%
IPEDS Comparison Group	37%
<i>Source: 2021 IPEDS Data Feedback Report</i>	
	<i># of completers within 150% of normal time</i>
*150% Graduation Rate =	<i># of students in the IPEDS cohort</i>

Of the full-time, first-time cohort of students entering in 2013, 48% had completed a credential, were still enrolled, or had enrolled at another institution after eight years.

Persistence Rates	
2013 ENTERING FIRST-TIME, FULL-TIME COHORT	PERCENT OF FIRST-TIME, FULL-TIME COHORT
Awarded a Credential (8 years)	25%
Still Enrolled at MTCC	3%
Transferred to another Institution with no MTCC credential	20%
<i>Source: 2021-22 IPEDS Outcomes Survey</i>	

Licensure Pass Rates

MTCC's graduates in programs requiring licensure exams have high passing rates. Licensure pass rates transitioned to a weighted index score. Exams included in this measure are state mandated exams which candidates must pass before becoming active practitioners. The Excellence Level is 1.074 and the Baseline Level is 0.807. McDowell Tech was just shy of meeting the Excellence Level on one measure, the remaining measures had less than 5 test takers.

2020 - 2021 Licensure Pass Rates for First-Time Test Takers	
LICENSURE*	MCDOWELL TECHNICAL CC
Basic Law Enforcement	*
Cosmetology	*
Cosmetology Apprentice	*
Cosmetology – Manicurist	*
Cosmetology – Esthetics	*
Emergency Medical Technician – Basic	*
Emergency Medical Technician – Intermediate	*
Emergency Medical Technician – Paramedic	*
Practical Nursing	1.02
Registered Nursing (FNC)	1.06
Nurse Aide	1.00

*N<5 excluded

Source: 2022 NCCCS Performance Measures

Fall to Fall Curriculum Student Retention

Fall to Fall Curriculum Student Retention	
YEARS	*RETENTION
Fall 2018 to Fall 2019	58%
Fall 2019 to Fall 2020	48%

**Retention is defined as students who were enrolled in one fall and graduated or re-enrolled in the following fall. Data excludes students enrolled as dual-enrolled students, with the exception of McDowell Early College students. Source: IPEDS Data Feedback Reports*

MTCC Library

Library Collections (as of June 30, 2021)	Library Services for 2020 - 2021
9,499 Print Book Collection (number of volumes)	323 Number of Items Checked Out
153 Audiovisual Collection (number of volumes)	15 Number of Interlibrary Loans Provided
15 Print Magazine, Journal, & Newspaper Subscriptions	1,040 Number of Database Searches conducted
26,253 Online Full-Text Journal Titles	9 Number of Interlibrary Loans Received
60,677 Online Streaming Video Titles	2,224 Number of Full-Text Articles Retrieved in Databases
270,418 Online eBook Titles Available	24 Number of Library Classes Taught
140 Total Online Databases Available	270 Number of Students in Library Classes & Orientation

Source: IPEDS Academic Libraries Survey and MTCC Library

Workforce Development and Innovation

In 2021, the college served over 8,200 students with short-term training, professional development and personal enrichment courses. Below are some highlights.

- Customized Training and Business & Industry Training trained **95 people** in fiscal year 2021 through **12** of specialized industry training.
- Over the past six years, **89 students** have earned a high school credential from the MTCC College and Career Readiness program.
- In fiscal year 2020 – 2021 the NC Small Business Center Network assisted in opening over 682 new businesses in NC, it helped create or retain over **3,919 jobs**.
- In fiscal year 2020 – 2021 MTCC Small Business Center presented 52 seminars for 272 attendees.
- A total of **3,994** firefighters, EMTs, paramedics, police, and correctional officers have received continuing education training through the Public Safety program during the 2021 fiscal year.
- From August 1, 2020 to July 31, 2021, **14 students** in the Nurse Aide I program have completed the **160 hours of training** required to sit for the National Nurse Aide Assessment Program (NNAAP) certification exam, boasting a 80% pass rate.

High School Equivalency Completion

MTCC enables members of the community to prepare for and complete the High School Equivalency exam.

High School Equivalency Completion	
YEAR	NUMBER OF COMPLETIONS
2015 - 2016	71
2016 - 2017	32
2017 – 2018	38
2018 – 2019	44
2019 – 2020	37
2020 – 2021	29
2021 – 2022	20

MTCC Grants

Grants received from July 1, 2020 – June 30, 2021

Grant Data		
Project	Grantor	Amount Funded
PPE Support	Dogwood Health Trust	\$19,000
Library PPE (LSTA)	State Library of NC	\$1,463
Post-Secondary Education Improves Employability in Old Fort	Golden Leaf Foundation	\$800,000

MTCC Foundation (2020 – 2021)

With a June 30, 2021 endowment total of \$551,627 the MTCC Foundation continually seeks support to address priority programs and needs as identified by the college’s leadership.

\$53,075

Local Community Investment to the Foundation

\$17,360

In-Kind Gifts

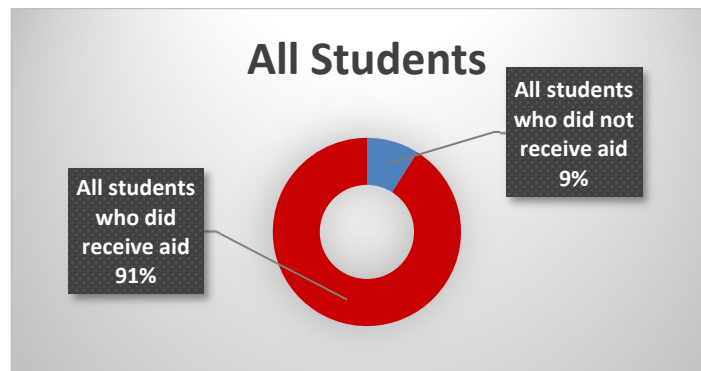
\$31,424

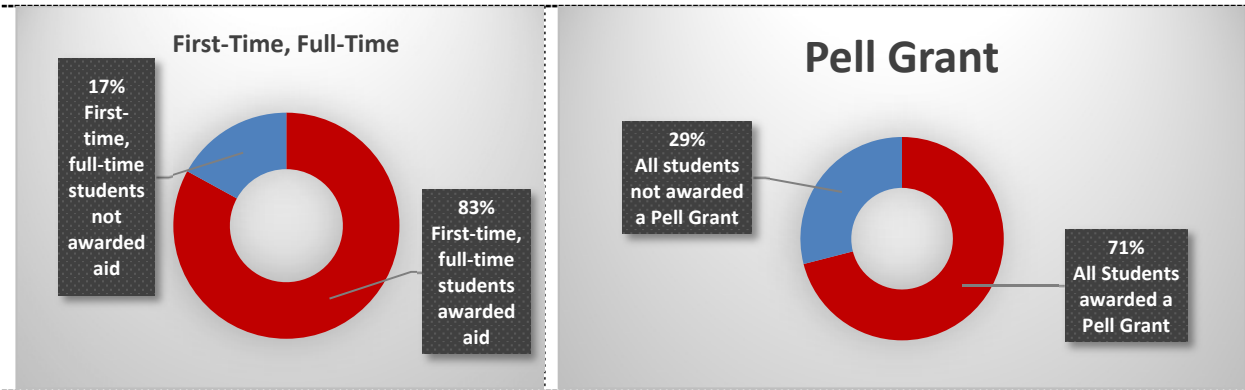
MTCC Foundation Monies Provided to the College

MTCC Financial Aid

Over 1.5 million dollars in financial aid was awarded to students during the 2020 – 2021 academic year. Of first-time, full-time students 83% were awarded financial aid. The average financial aid package was \$5,081.

\$5,081
Average Financial Aid Package





\$4,613
Average Pell Award

Source: Institutional data as reported to IPEDS

Glossary

Academic Year – The period of the year during which students attend an educational institution. For MTCC the academic year is defined by fall, spring, and summer.

Accreditation – The recognition that an institution maintains standards requisite for its graduates to gain admission to other reputable institutions of higher learning or to achieve credentials for professional practice. The goal of accreditation is to ensure that education provided by institutions of higher education meets acceptable levels of quality. (<https://ope.ed.gov/accreditation/FAQAccr.aspx>).

ANSI – The American National Standards Institute is a private, non-profit organization that administers and coordinates the U.S. voluntary standards and conformity assessment system. Founded in 1918, the Institute works in close collaboration with stakeholders from industry and government to identify and develop standards and conformance-based solutions to national and global priorities. (www.ansi.org).

Campus – Refers to MTCC’s main campus.

College – MTCC as a whole.

Co-Op Experiential – Cooperative learning based on experience or observation.

Curriculum – The lessons and academic content taught in a school or in a specific course or program.

Delivery Method – Defines how course offerings are presented to learners.

Dual Enrollment – A program that allows high school students (usually sophomores, juniors, and seniors) to enroll in college courses for credit prior to high school graduation.

Ethnicity – A category of people who identify with each other based on similarities such as common ancestral, language, social, cultural, or national experiences. Unlike other social groups (wealth, age, hobbies), ethnicity is often an inherited status based on the society in which one lives.

FA – Financial Aid

FTE – Full-Time Equivalency enrollment based on NC Community College System contact hour model.

Fall Enrollment – A headcount of students who were enrolled during the fall term. Each student is counted one time for the term.

Full-Time Cohort – A group of students used in data analysis that consists of full-time students.

Full-Time Employee – An employee who works at least 30, typically 40, hours per week and is employed at will or on an annual contract basis with the expectation of recurring employment.

Full-Time Student – A student enrolled in 12 or more credits during the term.

General Assembly of North Carolina – The General Assembly is a bicameral legislature, consisting of the North Carolina House of Representatives (formerly the North Carolina House of Commons until 1868) and the North Carolina Senate. The House has 120 members, while the Senate has 50. There are no term limits for either chamber.

Headcount – Headcount is reported by semester or annually following the academic year. It includes all students who receive a grade in at least one course, including W (withdrawal) grades. Students who withdraw before census or do not attend are excluded.

Hybrid – Courses in which some traditional face-to-face or “seated” classes are replaced by online learning activities. The purpose of a hybrid course is to take advantage of the best features of both face-to-face and online learning.

Internet – A global computer network providing a variety of information and communication facilities, consisting of interconnected networks using standardized communication protocols.

IPEDS – The Integrated Postsecondary Education Data System (IPEDS) is a system of interrelated surveys conducted annually by the National Center

for Education Statistics (NCES), a part of the Institute for Education Sciences within the United States Department of Education.

Institutional Data – Information created, collected, maintained, transmitted, or recorded by or for the community college to inform campus decision-making and planning.

MEC – McDowell Early College is an academically advanced public high school with more than 200 students in grades 9 through 12. Students who apply, and are accepted, have the opportunity to complete an Associate of Arts (AA), Associate of Science (AS), or Associate of Applied Science (AAS) by the time they graduate from high school. During their time at MEC, students will take a blend of high school and dual enrollment college courses that will allow them to earn both a high school diploma and a two year college degree. McDowell Early College was founded with the intent of attracting students who often are underrepresented in college: minorities, students from low-income families and those whose parents never attended college.

MTCC – McDowell Technical Community College.

Minimesters – A short semester, ranging from 5 weeks to 14 weeks. Minimesters make it possible to complete the same course with the same quality of instruction, but on a shorter schedule. Some of Minimester courses are offered in the traditional classroom setting and others are online.

NCCCS – North Carolina Community College System

NC 4-Year – A four year school in the UNC (University of North Carolina) system.

National Student Clearinghouse – A non-profit and non-governmental organization and provider of educational reporting, data exchange, verification, and research services. The organization provides services at the request of their participating institutions to enable them to better serve their students.

(<http://www.studentclearinghouse.org/about/>).

Off-Campus – Away from the college's main campus. Classes that are not virtual classes.

Pell – A subsidy the U.S. federal government provides for students who need it to pay for college. Federal Pell Grants are limited to students with financial need, who have not earned their first bachelor's degree or who are enrolled in certain post-baccalaureate programs, through participating institutions.

Race – The classification of humans into groups based on physical traits, ancestry, genetics, or social relations, or the relations between those groups.

Retention – Students who were enrolled in one term and graduated or re-enrolled in a following term. Data excludes dually enrolled students with the exception of McDowell Early College students.

Traditional – Seated courses in the classroom. A form of conventional learning which uses long-established customs that society traditionally used in schools.

Web-Assisted – Courses that require some on campus meetings for exams or other activities as well as web-based instruction.

Unduplicated Annual Enrollment – A headcount of students who were enrolled during the academic year. Each student is only counted one time for the year.