



## Fact Book

---

McDowell Technical Community College— 54 College Drive, Marion, NC 28752

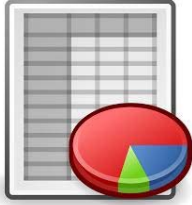
T: 828-652-6021

# Table of Contents

---



<b>General College Information.....</b>	<b>1</b>
College History.....	1
Accreditation.....	2
Mission, Vision, Values and Goals.....	3
Board of Trustees.....	4
Personnel.....	4
Cost of MTCC vs NC 4-Year Universities.....	5
Service Area.....	5
Programs for Top Occupations.....	6
Sub Region (Hickory) 5-Star Jobs (Includes McDowell County).....	6
<b>Service Area Projections.....</b>	<b>7</b>
Population Projections.....	7
Gender and Race.....	7
Age.....	8
<b>MTCC Employment.....</b>	<b>8</b>
Full-Time Employees.....	8
Part-Time Employees.....	8



<b>MTCC By the Numbers.....</b>	<b>9</b>
Survey Data.....	9
<b>Top Four Transfer Universities.....</b>	<b>9</b>
<b>Curriculum Enrollment.....</b>	<b>10</b>
Unduplicated, FTE and Fall Curriculum Enrollment.....	10
Curriculum Enrollment by Race/Ethnicity – Fall, 2017.....	11
Curriculum Enrollment by Age – Fall, 2017.....	12
Curriculum Enrollment by Program Area – Fall, 2017.....	12
Curriculum Enrollment by Delivery Method – Fall, 2017.....	13
Curriculum Distance Education Enrollment – Fall, 2017.....	14
Dual Enrollment – Success Rates.....	15
Students with Prior Credit (Previous Dual Enrollment).....	15
<b>McDowell Early College (MEC).....</b>	<b>15</b>
<b>Curriculum Graduates.....</b>	<b>16</b>
Graduates by Credential.....	16
Unduplicated Graduates by Year.....	16
Students who Earned a Curriculum Credential by Age.....	17
Graduation Rates.....	17
Licensure Pass Rates.....	18
<b>Fall to Fall Curriculum Student Retention.....</b>	<b>19</b>
<b>MTCC Library.....</b>	<b>19</b>
<b>Workforce Development and Innovation.....</b>	<b>20</b>
High School Equivalency Completion Rates.....	20
<b>MTCC Grants.....</b>	<b>20</b>
<b>MTCC Foundation.....</b>	<b>21</b>
<b>MTCC Financial Aid.....</b>	<b>21</b>



<b>Glossary.....</b>	<b>22</b>
----------------------	-----------

*Note: Throughout the book, not all percentages will add up to 100% based on rounding.*

# General College Information

## College History

Good education must develop citizens who work as well as play; produce as well as consume; create as well as appreciate.

The stockholders of any business deserve a report on progress, problems and operational success of their enterprise. At MTCC, students represent our prize product. You the good people of McDowell County are our stockholders.

In May, 1964 the North Carolina State Board of Education the Marion-McDowell Industrial Education Center at a temporary location, 29 State Street, in downtown Marion, with an enrollment of 30 students. Three years later, it became a part of the North Carolina Department of Community Colleges.

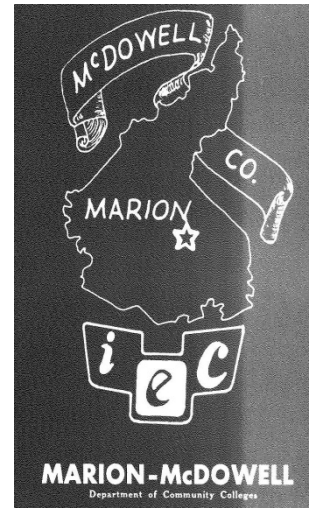
It has made continuous growth since opening date. In 1971, the Center was officially chartered as McDowell Technical Institute.

In August, 1970 the campus relocated to its current 31 acre site located at the intersection of Interstate 40 and North Carolina Highway 226.

In 1979, the North Carolina General Assembly changed the name to McDowell Technical College and in 1988 the name changed again to McDowell Technical Community College to better reflect the comprehensive educational opportunities available to the citizens of McDowell County.

The College has shown much academic growth since its founding. MTCC has more than 25 career and university transfer programs to explore – plus online courses to fit any schedule. The College offers associate degrees, college transfer credits, diplomas, and certificates.

MTCC also has experience great physical growth since its beginning with the additions of the William Harold Smith building in 2008, the Ford Miller Employment and Training Center on Baldwin Avenue in 2009, and The Universal Advanced Manufacturing Center in 2014. Also, a new Cosmetic Arts building is being planned.



---

# Accreditation

McDowell Technical Community College is accredited by the Southern Association of Colleges and Schools Commission on Colleges to award associate degrees, diplomas and certificates. Contact the Commission on Colleges at 1866 Southern Lane, Decatur, Georgia 30033-4097 or call 404-679-4500 for questions about the accreditation of McDowell Technical Community College.

Note: The Commission on Colleges should be contacted only if there is evidence that appear to support an institution's significant non-compliance with a requirement for standard.

The College was accredited by the North Carolina State Board of Education in 1964, by the Southern Association of Colleges and Schools in 1975 and reaffirmed in 1980, 1990, 2000, and 2012.

In addition to being accredited by the Southern Association of Colleges and Schools Commission on Colleges, a number of curriculum programs are approved by various licensing agencies:

- The **Basic Law Enforcement Training** program is certified by the North Carolina Criminal Justice Education and Training Standards Commission.
- The **Cosmetology** program is licensed by the North Carolina State Board of Cosmetic Arts.
- The **Esthetics** program is licensed by the North Carolina State Board of Cosmetic Arts.
- The **Health Information Technology** program is accredited by the Commission on the Accreditation for Health Informatics and Information Management (CAHIIM) Education.
- The **Nursing Education** programs are approved by the North Carolina Board of Nursing.

---

# Mission, Vision, and Goals

## Mission

McDowell Technical Community College is a member of the North Carolina Community College System, dedicated to providing student-centered accessible, high-quality educational opportunities and services which fulfill the personal development, training and employment needs of the residents, businesses, and industries of McDowell County and the surrounding areas through an open-door admissions policy.

The college recognized each person's right to an education and seeks to contribute to the maximum development of a globally and culturally diverse workforce and improve the quality of life of the individuals in our community.

## Vision

McDowell Technical Community College is proud of its past and its ability to put students' needs first. McDowell Tech will make significant progress in the next decade by maintaining its friendly college atmosphere while embracing change and innovation.

## Institutional Goals

**Goal 1:** Offering comprehensive academic transfer, professional/technical, developmental, basic skills and continuing education programs through traditional and non-traditional delivery methods.

**Goal 2:** Providing comprehensive student support services.

**Goal 3:** Interacting and assisting with others to encourage, promote and facilitate economic growth and community development.

**Goal 4:** Recruiting, retaining and developing a highly qualified and diverse faculty and staff who are dedicated to quality education and service to the college and the community.

**Goal 5:** Enhancing student life by sponsoring a variety of educational, cultural, and community services and activities.

---

# Board of Trustees

The Board of Trustees of McDowell Technical Community College is charged by the General Assembly of North Carolina with the responsibility of governing the college. The college president serves under the board and reports to it.


Thirteen community members from the college's service area of McDowell County sit on the board. Each is committed to excellence in education at the institution.

## The Board consists of 12 trustees and one non-voting student member:

- ✓ Four trustees appointed by the governor of North Carolina
- ✓ Four trustees appointed by the McDowell County Board of Education
- ✓ Four trustees appointed by the McDowell County Commissioners
- ✓ The President of the Student Government Association serves as an Ex-Officio, Non-Voting member


---

# Personnel – College Leadership

	President Dr. John D. Gossett <a href="mailto:johngossett@mcdowelltech.edu">johngossett@mcdowelltech.edu</a>		Vice President for Learning and Student Services Dr. Penny Cross <a href="mailto:pennyrcr@mcdowelltech.edu">pennyrcr@mcdowelltech.edu</a>
	Vice President for Finance and Administration Ryan Garrison <a href="mailto:ryang@mcdowelltech.edu">ryang@mcdowelltech.edu</a>		Dean of Curriculum Programs Dr. Jim Benton <a href="mailto:jimbenton@mcdowelltech.edu">jimbenton@mcdowelltech.edu</a>
	Dean of Health Sciences Judy Melton <a href="mailto:judym@mcdowelltech.edu">judym@mcdowelltech.edu</a>		Dean of Continuing Education & Workforce Development Stacy Buff <a href="mailto:stacybuff@mcdowelltech.edu">stacybuff@mcdowelltech.edu</a>

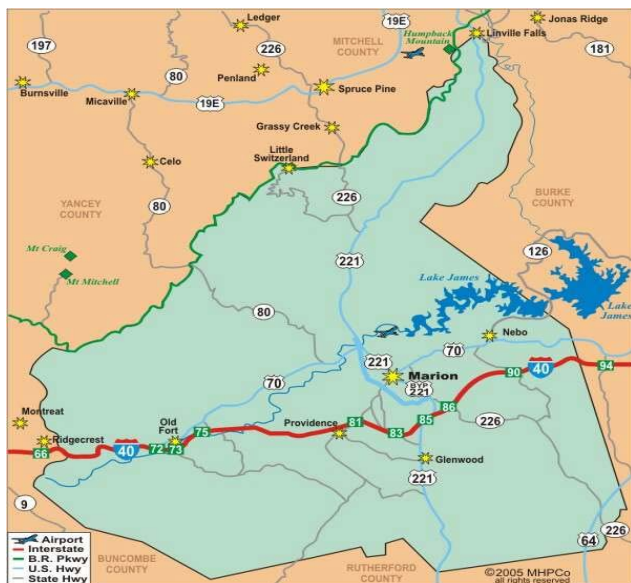
# Cost of MTCC vs. NC 4- Year Universities

In 2016 the North Carolina Genera Assembly established a fixed tuition program, NCGS 116-143.9. On average, tuition at a 4-year school in the UNC system would cost a student \$6,496 for the academic year while MTCC would cost \$1,926. That's a savings of \$4,570 per year!



## Service Area

The college service area is defined as McDowell County. MTCC not only serves students in McDowell County, but in the surrounding counties as well.



The college is the...

**16th** largest Employer in McDowell County

([d4.ncommerce.com/QCEWLargestEmployers.aspx](http://d4.ncommerce.com/QCEWLargestEmployers.aspx))



## Programs For Top Occupations

MTCC offers programs to prepare students for some of the top occupations in NC and specifically within our service area. As defined by NC Commerce, Star jobs are determined by a star rating. Star ratings are assigned based on wages, projected growth rate, and projected job openings, and each occupation has a rating of between one and five stars. Occupations with five stars are considered to have much better career prospects than occupations with fewer stars.

North Carolina 5-Star Jobs			
NC 5-STAR JOBS	MTCC PROGRAMS	MEDIAN HOURLY WAGES	MEDIAN ANNUAL WAGES
Computer User Support Specialists	Information Technology	\$23.22	\$48,290
Automotive Service Tech & Mechanics	Automotive Systems Technology	\$18.94	\$39,390
HVAC & Refrigeration Mechanics & Installers	Air Conditioning, Heating, & Refrigeration	\$20.11	\$41,820
Licensed Practical & Licensed Vocational Nurses	Practical Nurse Education	\$21.55	\$44,830
Medical Records & Health Info. Techs.	Health Information Technology	\$17.75	\$36,930
CNC Machine Tool Programmers, Metal & Plastic	Computer Integrated Machining	\$22.19	\$46,150
Web Developers	Information Technology	\$32.94	\$68,520

## Sub-region 5-Star Jobs

In addition to the North Carolina 5-Star Jobs, a listing of 5-Star Jobs was identified for each of NC's 16 sub-regions. The 5-Star Jobs for MTCC's sub-region, Hickory, are shown below.

<b>North Carolina 5-Star Jobs (Includes McDowell County)</b>			
<b>NC 5-STAR JOBS - MTCC SERVICE AREA</b>	<b>MTCC PROGRAMS</b>	<b>MEDIAN HOURLY WAGES</b>	<b>MEDIAN ANNUAL WAGES</b>
Computer User Support Specialists	Information Technology	\$19.92	\$41,431
Automotive Service Tech & Mechanics	Automotive Systems Technology	\$18.20	\$37,848
Licensed Practical & Licensed Vocational Nurses	Practical Nursing	\$21.72	\$45,179
HVAC & Refrigeration Mechanics & Installers	Air Conditioning, Heating & Refrigeration	\$19.87	\$41,332
Web Developers	Information Technology	\$23.61	\$49,112

Source: [www.nccommerce.com/data-tools-reports/labor-market-data-tools/employment-projections#star-jobs](http://www.nccommerce.com/data-tools-reports/labor-market-data-tools/employment-projections#star-jobs)

# Service Area Projections

MTCC serves one county, McDowell, in western North Carolina. The college serves approximately 3,318 credential-seeking students through its on-site and distance learning programs and services. As our service area population continues to change and grow, MTCC adapts to ensure we meet the needs of our community. Below you will see current and projected demographics for our service area.

Population Projections						
COUNTY	JULY 2010	JULY 2015	JULY 2020	JULY 2025	JULY 2030	JULY 2035
McDowell	45,098	45,447	46,905	48,199	49,474	50,752

Source: [www.osbm.nc.gov/demog/county-projections](http://www.osbm.nc.gov/demog/county-projections)

## Gender and Race

Females by Race	
American Alaska Native	218 (1%)
Asian Pacific Islander	205 (1%)
Black African- American	714 (3%)
Two or More Races	362 (2%)
White	21,602 (94%)
<b>Total Female</b>	<b>23,101</b>

Source: <https://demography.osbm.nc.gov/explore/dataset/ncprojectionsbyagegrp2019/table/?refine.county=McDowell&refine.year=2018>

Males by Race	
American Alaska Native	253 (1%)
Asian Pacific Islander	207 (1%)
Black African- American	1,077 (5%)
Two or More Races	322 (1%)
White	21,413 (92%)
<b>Total Male</b>	<b>23,272</b>

Source: <https://demography.osbm.nc.gov/explore/dataset/ncprojectionsbyagegrp2019/table/?refine.county=McDowell&refine.year=2018>

---

## Age

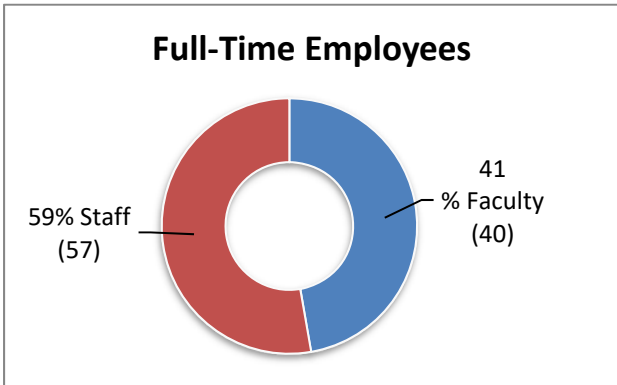
Overview of Ages	
<18	9,123 (20%)
18 – 24	3,792 (8%)
25 – 44	10,813 (23%)
45 – 64	13,063 (28%)
>65	9,582 (21%)
<b>Total</b>	<b>46,373</b>

---

## MTCC Employment

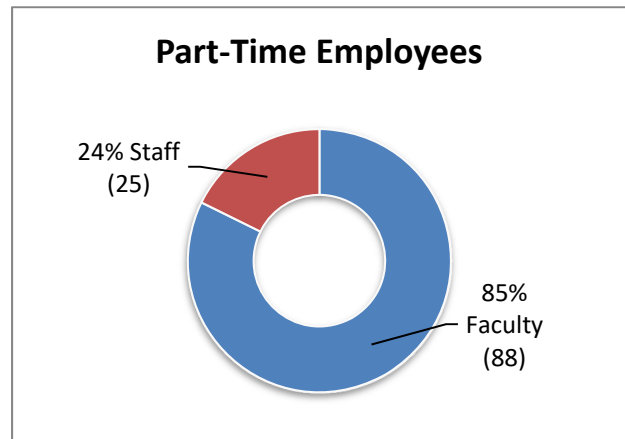
# 97

**Full-Time Employees**  
Faculty (40)  
Staff (57)



# 103

**Part-Time Employees**  
Faculty (88)  
Staff (25)



---

# MTCC by the Numbers

---

## Survey Data

MTCC surveys students annually in seeking to improve the college's programs and services. Graduates are consistently satisfied with their overall MTCC experience.

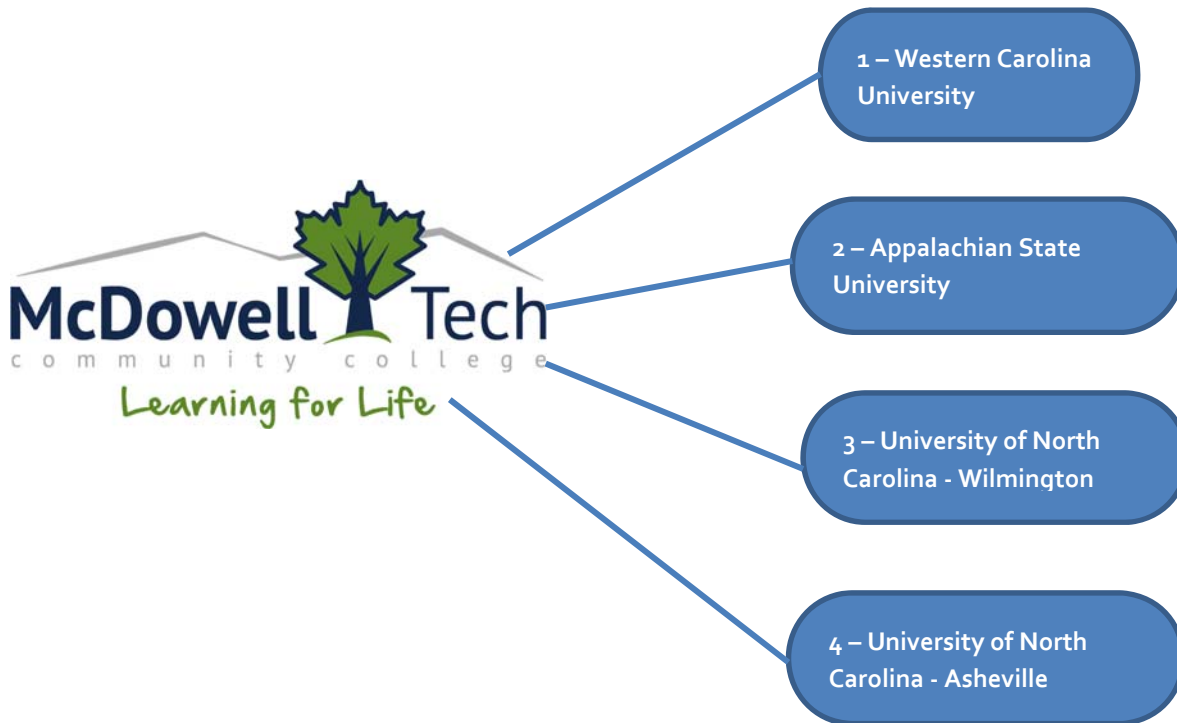
Satisfaction Rates				
SURVEY	2015-16	2016-17	2017-18	2018-19
Graduate Satisfaction	95%	96%	95%	90%

Source: Graduate Survey

---

## Top Four Transfer Universities

Based on MTCC students who transferred in the fall 2018.



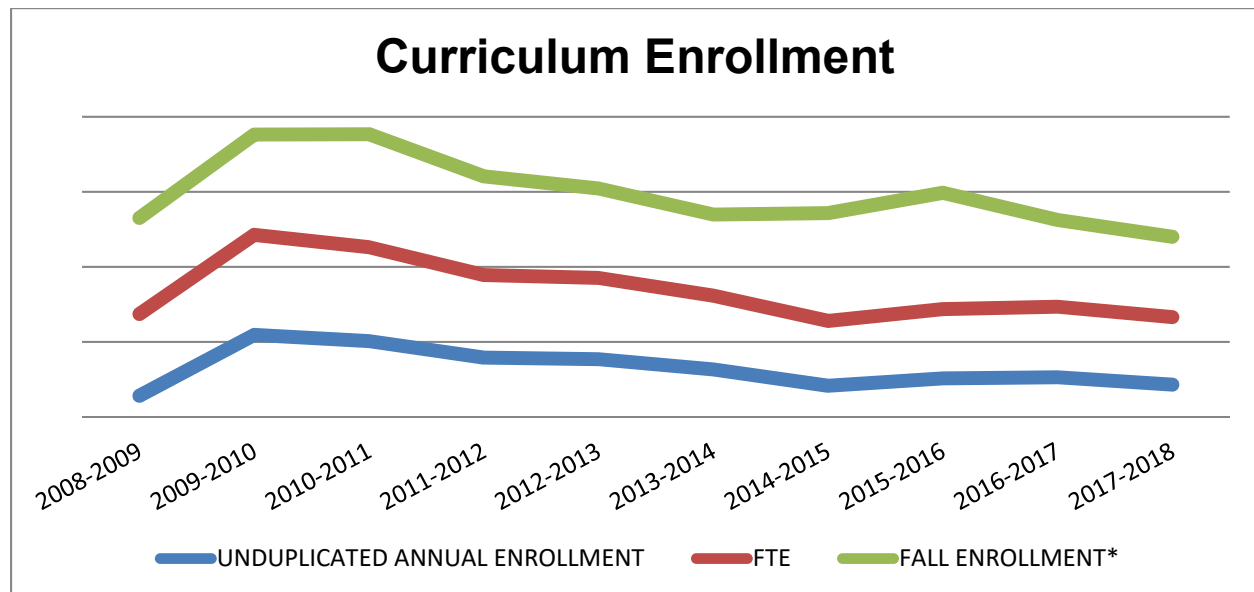
## MTCC Curriculum Enrollment

### Unduplicated, FTE, and Fall Curriculum Enrollment

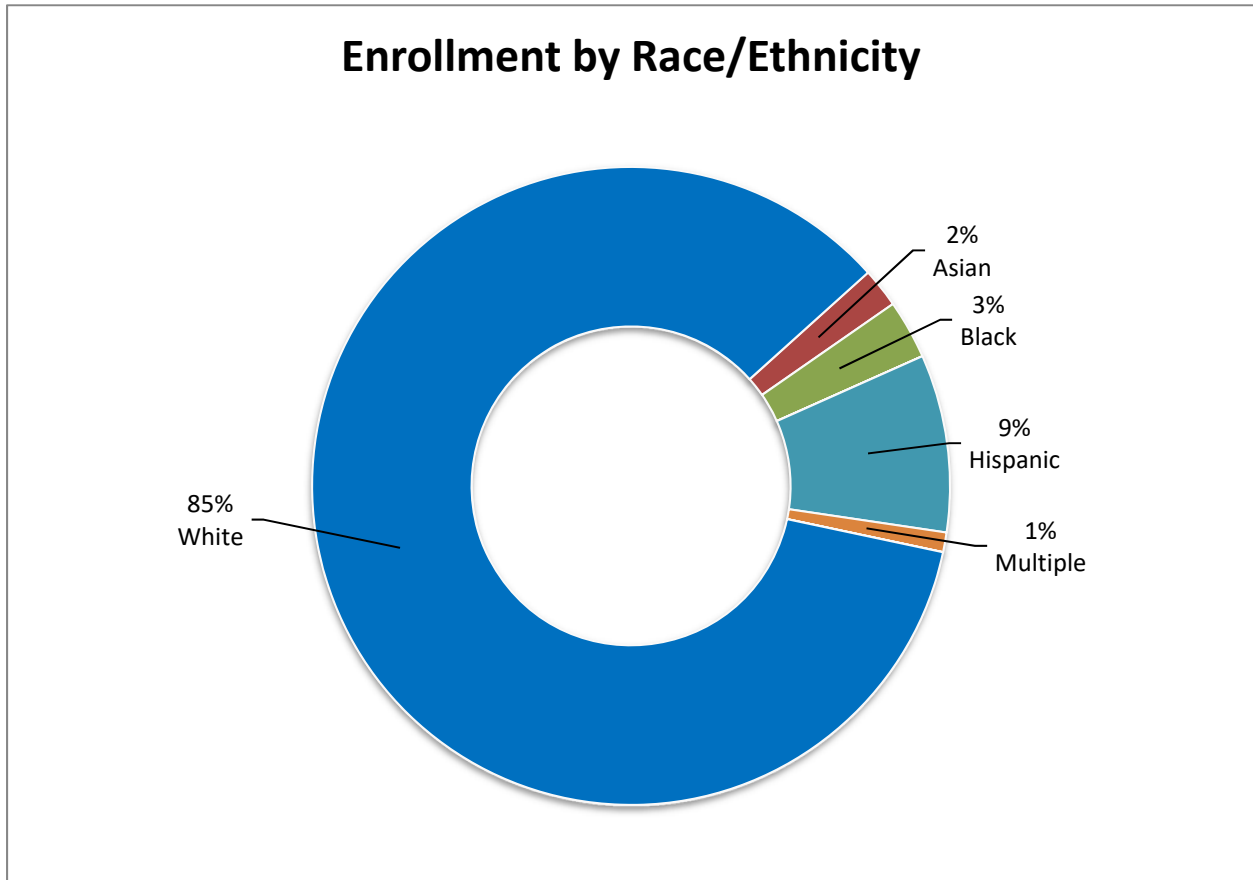
**Unduplicated Annual Enrollment** – A headcount of students who were enrolled during the academic year. Each student is only counted one time for the year. **FTE** – Full-time equivalent enrollment based on NC Community College System contact hour model. **Fall Enrollment** – A headcount of students who were enrolled during the fall term. Each student is counted one time for the term.

Curriculum Enrollment			
YEAR	UNDUPLICATED ANNUAL ENROLLMENT	FTE	FALL ENROLLMENT*
2008-2009	1,281	1,090	1,281
2009-2010	2,093	1,334	1,337
2010-2011	2,010	1,251	1,507
2011-2012	1,789	1,101	1,316
2012-2013	1,768	1,085	1,191
2013-2014	1,632	984	1,081
2014-2015	1,415	864	1,438
2015-2016	1,513	923	1,550
2016-2017	1,528	940	1,157
2017-2018	1,430	899	1,072

\*Fall enrollment count differs from that reported to IPEDS. IPEDS data is a snapshot in time; the numbers reported above represent a count by the end of the term, which includes minimesters.

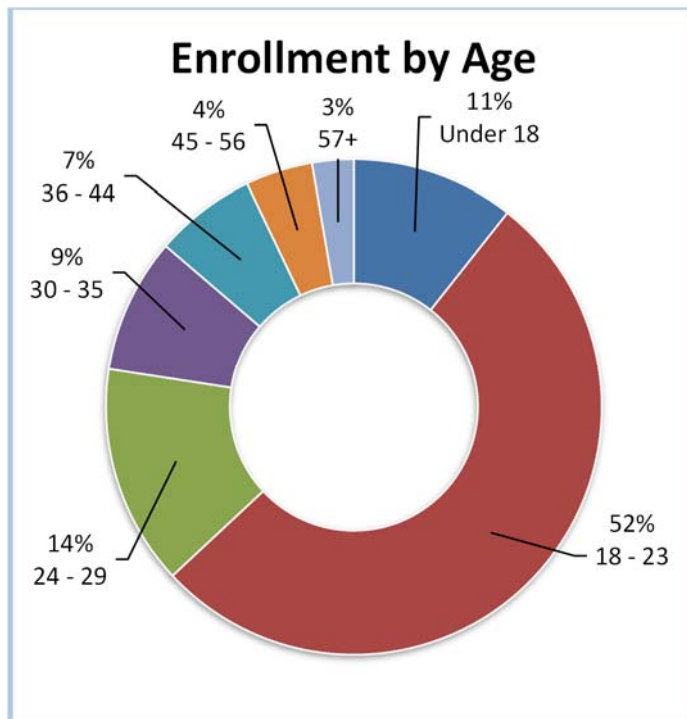


## Curriculum Enrollment by Race/Ethnicity – Fall, 2017



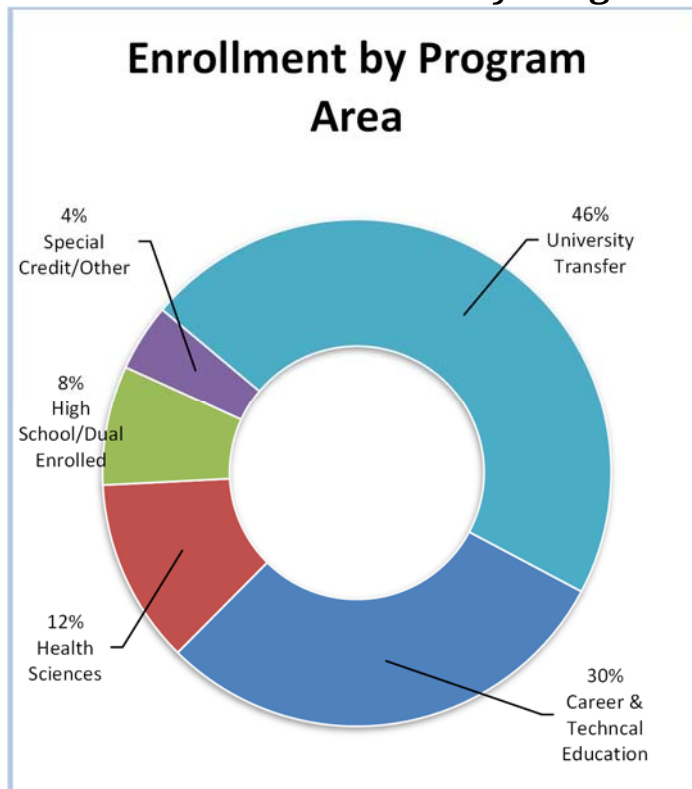
Enrollment by Race/Ethnicity		
ETHNICITY/RACE	COUNT	% OF STUDENTS
Alaska Native	4	0%
Asian	24	2%
Black	27	3%
Foreign	1	0%
Hispanic	98	9%
Multiple	6	1%
Unknown	1	0%
White	911	85%
Grand Total	1,072	100%

## Curriculum Enrollment by Age – Fall, 2017



Enrollment by Age	
AGE CATEGORY	COUNT
Under 18	114 (11%)
18 - 23	562 (52%)
24 - 29	154 (14%)
30 - 35	95 (9%)
36 - 44	71 (7%)
45 - 56	47 (4%)
57+	29 (3%)
<b>Grand Total</b>	<b>1,072</b>

## Curriculum Enrollment by Program Area – Fall, 2017



Enrollment by Program Area	
PROGRAM CATEGORY	COUNT
Career & Technical Education	318 (30%)
Health Sciences	126 (12%)
High School/Dual Enrolled	82 (8%)
Special Credit/Other	46 (4%)
University Transfer	500 (47%)
<b>Grand Total</b>	<b>1,072</b>



## Curriculum Enrollment by Delivery Method – Fall, 2017

The college offers a variety of delivery methods for curriculum courses including:

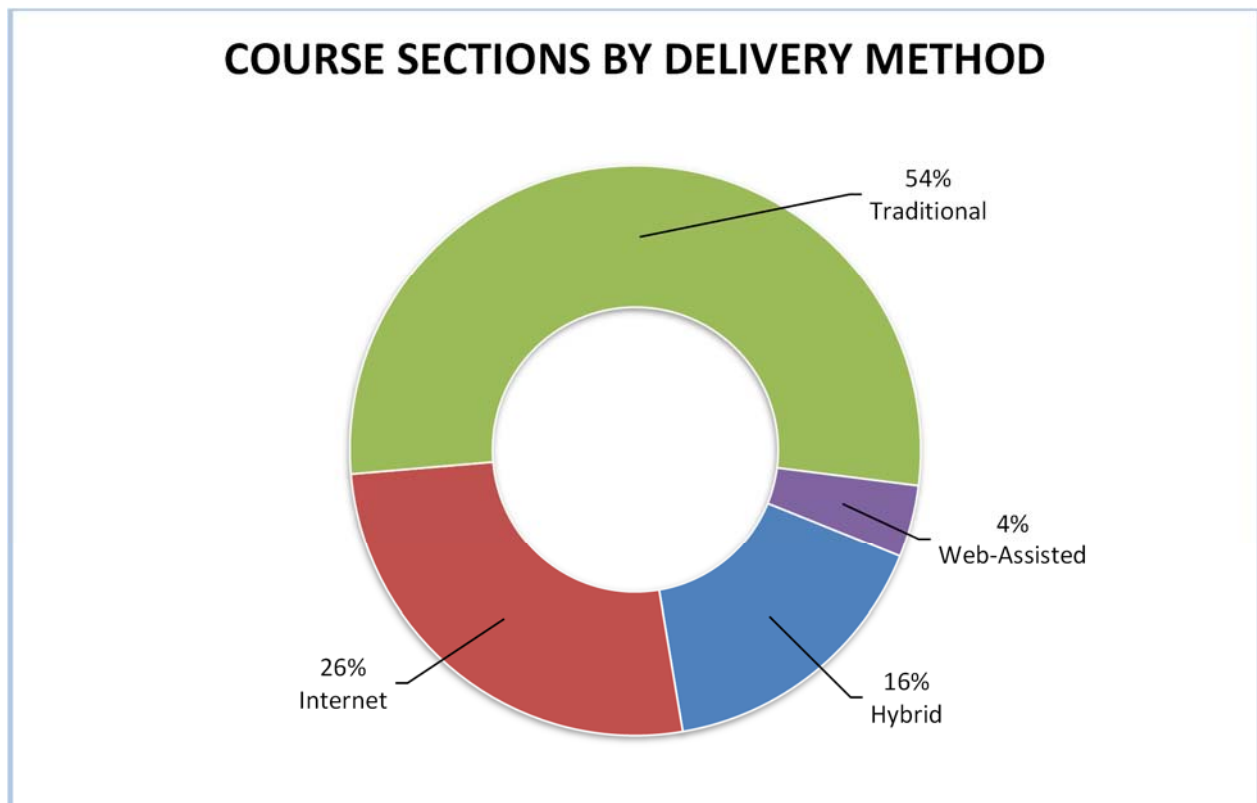
**Hybrid** – 50% - 99% of the course is offered online

**Internet** – 100% of the course is offered online

**Traditional** – 100% of the course is seated and in the classroom/lab

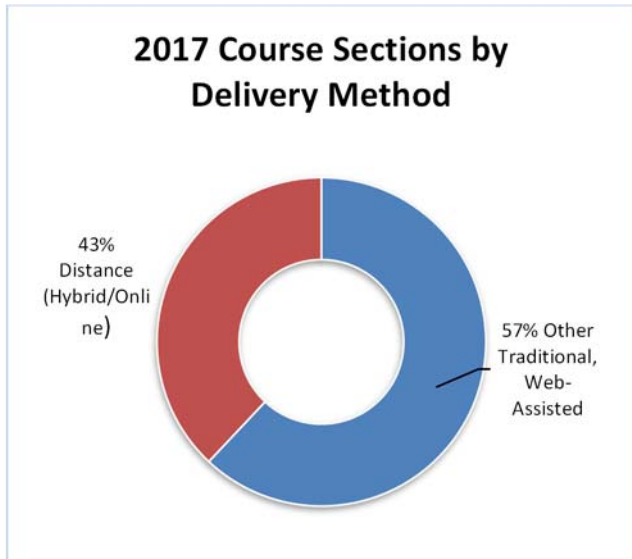
**Web-Assisted** – Less than 50% of the course is online

Curriculum Course Sections by Delivery Method			
DELIVERY METHOD	DEFINITION	COURSE SECTIONS BY DELIVERY METHOD	%
Hybrid	50 – 99% Online	174	16%
Internet	Fully Online	282	27%
Traditional	Seated	572	53%
Web-Assisted	Less than 50% Online	44	4%
Grand Total		1,072	100%



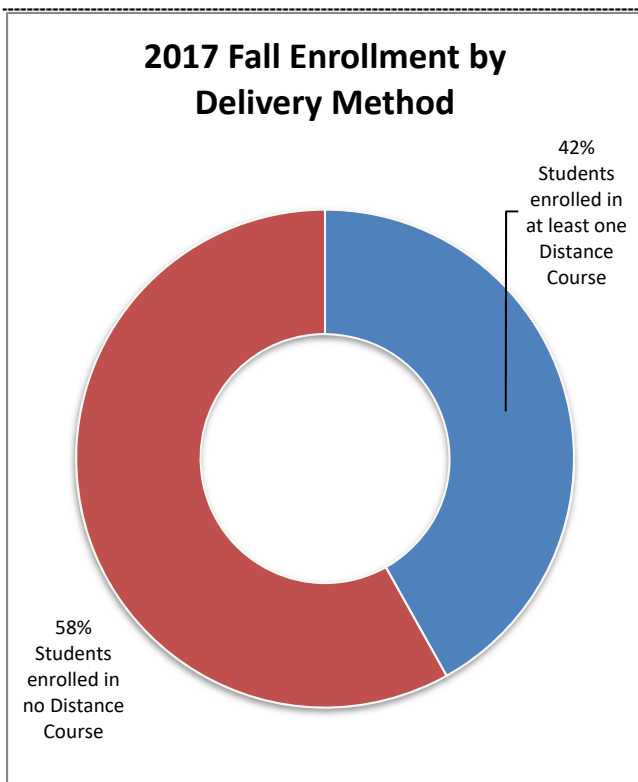
## Curriculum Distance Education Enrollment – Fall, 2017

The college offers a robust selection of Distance Education courses that at least 42% of our students take advantage of.



2017 Course Sections by Delivery Method		
DELIVERY METHOD	COURSE SECTIONS	%
Distance (Hybrid/Online)	456	43%
Other (Traditional, Web-Assisted)	616	57%
<b>Grand Total</b>	<b>1,072</b>	<b>100%</b>

For the data below, distance education is defined as courses offered as hybrid or fully online.



2017 Fall Enrollment by Delivery Method		
ENROLLMENT BY DELIVERY METHOD	# OF STUDENTS	%
Students enrolled in at least one Distance Course	449	42%
Students enrolled in no Distance Course	623	58%
<b>Grand Total</b>	<b>1,072</b>	<b>100%</b>

## Dual Enrollment – Success Rates

Dual enrollment students take college courses while enrolled in high school. Students who are dual-enrolled at MTCC are exceedingly successful in their coursework. During the fall 2018 term, the average course success rate for dual enrollment students was 94%.

Course success rate is defined as completing a course and earning a grade of A, B, or C.

**94%** Average Course Success Rate  
Fall 2018

## Students with Prior Credit (Previously Dual-Enrolled)

Many students who attended the college as dual-enrolled high school students are choosing to continue their education at MTCC after high school graduation.

Prior Credit	
ACADEMIC YEAR	SERVICE AREA STUDENTS ENTERING MTCC WITH PRIOR CREDIT
2013 – 2014	113
2014 – 2015	87
2015 – 2016	110
2016 – 2017	99
2017 – 2018	112

Source: Informer Query – Student with Prior Credit

## McDowell Early College (MEC)

Students enrolled in the McDowell Early College have a very high retention rate. Retention is defined as the percentage of students from the previous fall who either graduate or re-enroll the next fall. From Fall 2017 to Fall 2018 100% of student were either re-enrolled or had completed a credential.

**100%** McDowell Early College Retention  
Fall 2017 to Fall 2018  
Source: MEC Administration

## Curriculum Graduates

Graduates by Credential					
YEAR	ASSOCIATE IN ARTS	ASSOCIATE IN SCIENCE	ASSOCIATE IN APPLIED SCIENCE	CERTIFICATE	DIPLOMA
2011 – 2012	43		91	39	62
2012 – 2013	39		73	76	48
2013 – 2014	64	1	52	48	54
2014 – 2015	41	14	66	39	47
2015 – 2016	38	27	55	42	45
2016 – 2017	33	39	86	42	30
2017 – 2018	25	44	67	44	46

Thirteen students graduated with an Associate in General Education 2010 – 2011 through 2016 – 2018.

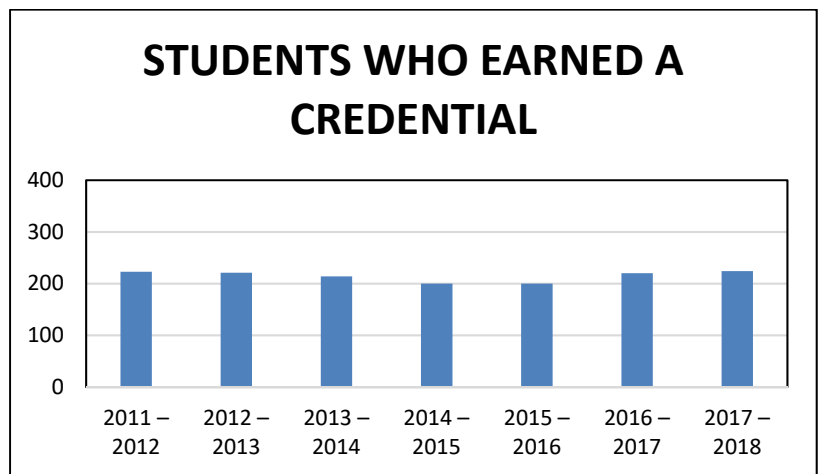
Source: Graduate Survey by Curriculum

## Unduplicated Graduates by Year

MTCC has seen a 0.4% increase in the number of students earning a credential since 2011 - 2012.

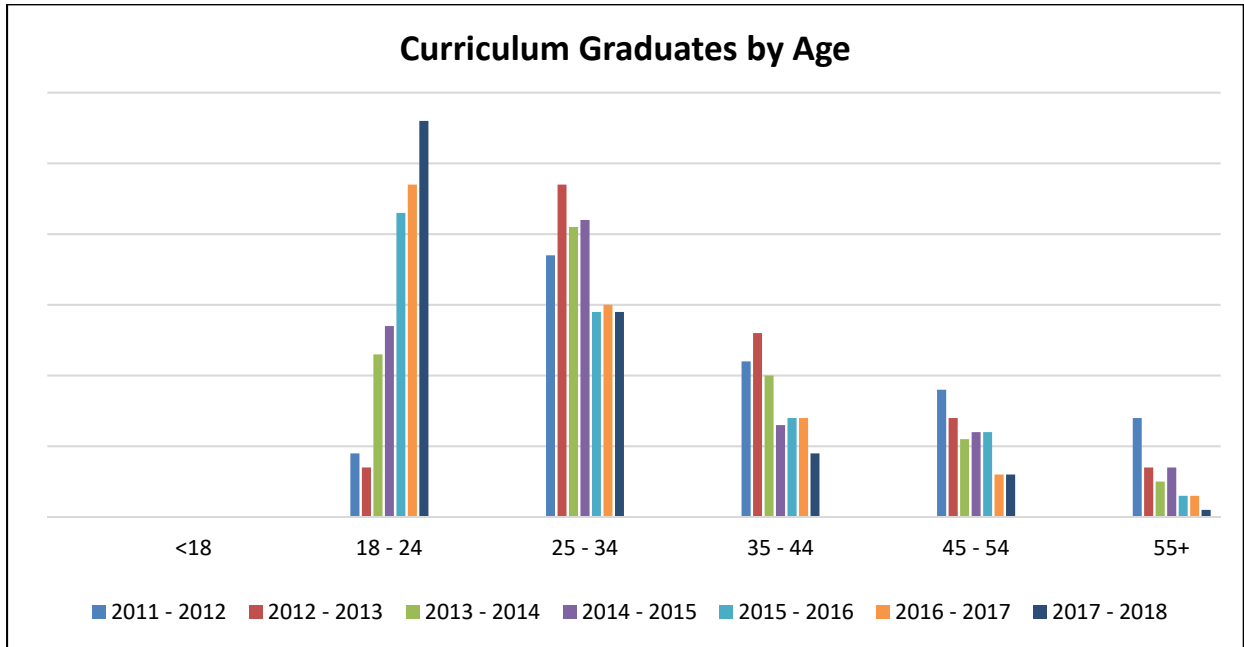
Students who Earned a Credential	
YEAR	STUDENTS WHO EARNED A CREDENTIAL
2011 – 2012	223
2012 – 2013	221
2013 – 2014	214
2014 – 2015	200
2015 – 2016	200
2016 – 2017	220
2017 – 2018	224

Source: Graduate Survey Data



## Students Who Earned a Curriculum Credential by Age

The college has seen a steady increase in the percentage of credentials awarded to 18 – 24 year olds.



Curriculum Graduates by Age						
YEAR	<18	18 - 24	25 - 34	35 - 44	45 - 54	55+
2011 - 2012	0%	9%	37%	22%	18%	14%
2012 - 2013	0%	7%	47%	26%	14%	7%
2013 - 2014	0%	23%	41%	20%	11%	5%
2014 - 2015	0%	27%	42%	13%	12%	7%
2015 - 2016	0%	43%	29%	14%	12%	3%
2016 - 2017	0%	47%	30%	14%	6%	3%
2017 - 2018	0%	56%	29%	9%	6%	1%

Source: Informer Query – Graduates by Program

## Graduation Rates

The college's 150% graduation rate is 2% lower than that of its comparison group, which is comprised of a group on NC community colleges with similar student demographics

Graduation Rates	
	*150% TIME GRADUATION RATES
MTCC	23%
IPEDS Comparison Group	25%
<i>Source: 2018 IPEDS Data Feedback Report</i>	
*150% Graduation Rate =	$\frac{\# \text{ of completers within } 150\% \text{ of normal time}}{\# \text{ of students in the IPEDS cohort}}$

Of the full-time, first-time cohort of students entering in 2009, 44% had completed a credential, were still enrolled, or had enrolled at another institution after eight years.

Persistence Rates	
2009 ENTERING FIRST-TIME, FULL-TIME COHORT	PERCENT OF FIRST-TIME, FULL-TIME COHORT
Awarded a Credential (8 years)	26%
Still Enrolled at MTCC	1%
Transferred to another Institution with no MTCC credential	17%
<i>Source: 2017-18 IPEDS Outcomes Survey</i>	

## Licensure Pass Rates

MTCC's graduates in programs requiring licensure exams have high passing rates.

2017 Licensure Pass Rates for First-Time Test Takers	
LICENSURE*	McDOWELL TECHNICAL CC
Basic Law Enforcement	*
Cosmetology	89%
Cosmetology Apprentice	*
Cosmetology – Manicurist	*
Cosmetology – Esthetics	100%
Emergency Medical Technician	93%
Emergency Medical Technician – Intermediate	69%
Emergency Medical Technician – Paramedic	*
Practical Nursing	91%
Registered Nursing (FNC)	81%

\*N<5 excluded

Source: 2018 NCCCS Performance Measures

## Fall to Fall Curriculum Student Retention

Fall to Fall Curriculum Student Retention	
YEARS	*RETENTION
Fall 2016 to Fall 2017	52%
Fall 2017 to Fall 2018	72%

*\*Retention is defined as students who were enrolled in one fall and graduated or re-enrolled in the following fall. Data excludes students enrolled as dual-enrolled students, with the exception of McDowell Early College students. Source: IPEDS Data Feedback Reports*

## MTCC Library

Library Collections (as of June 30, 2018)	Library Services for 2017 - 2018	
<b>28,021</b> Print Book Collection (number of volumes)	<b>2,756</b> Number of Items Checked Out	<b>\$591.30</b> Printing Receipts
<b>2,336</b> Audiovisual Collection (number of volumes)	<b>33</b> Number of Interlibrary Loans Provided	
<b>56</b> Print Magazine, Journal, & Newspaper Subscriptions	<b>2,551</b> Number of Database Searches conducted	
<b>23,465</b> Online Full-Text Journal Titles	<b>1</b> Number of Interlibrary Loans Received	
<b>37,753</b> Online Streaming Video Titles	<b>2,988</b> Number of Full-Text Articles Retrieved in Databases	
<b>202,779</b> Online eBook Titles Available	<b>76</b> Number of Library Classes Taught	
<b>89</b> Total Online Databases Available	<b>476</b> Number of Students in Library Classes & Orientation	

---

## Workforce Development and Innovation

In 2018, the college served over 8,200 students with short-term training, professional development and personal enrichment courses. Below are some highlights.

- Customized Training and Business & Industry Training trained **348 people** in fiscal year 2018 through **523 hours** of specialized industry training.
- Over the past six years, **29 students** have earned a high school credential from the MTCC College and Career Readiness program.
- In fiscal year 2017 – 2018 the NC Small Business Center Network assisted in opening over 700 new businesses in NC, it helped create or retain **3,800 jobs** and was **ranked number 1 nationally** for number of business development seminars and attendees.
- In fiscal year 2017 – 2018 MTCC Small Business Center presented 55 seminars for 441 attendees.
- A total of **4,724** firefighters, EMTs, paramedics, police, and correctional officers have received continuing education training through the Public Safety program during the 2018 fiscal year.
- From June 1, 2017 to May 30, 2018, **78 students** in the Nurse Aide I program have completed the **160 hours of training** required to sit for the National Nurse Aide Assessment Program (NNAAP) certification exam, boasting an 81% pass rate.

### High School Equivalency Completion

MTCC enables members of the community to prepare for and complete the High School Equivalency exam.

High School Equivalency Completion	
YEAR	NUMBER OF COMPLETIONS
2015 - 2016	71
2016 - 2017	32
2017 – 2018	38

---



## MTCC Grants

Grants received from July 1, 2017 – June 30, 2018

Grant Data		
Project	Grantor	Amount Funded
Advanced Manufacturing Training and Testing	North Carolina Department of Commerce	\$28,750
Advanced Manufacturing/Engineering Equipment Modernization	Appalachian Regional Commission	\$100,000
Certified Production Technician	North Carolina Community College System	\$38,333
Health Liaison Position	MDC Kate B Reynolds	\$25,000

## MTCC Foundation (2017 – 2018)

With a June 30, 2018 endowment total of \$478,547 the MTCC Foundation continually seeks support to address priority programs and needs as identified by the college’s leadership.

**\$33,047**

Local Community Investment to the Foundation

**\$26,106**

In-Kind Gifts

**\$151,232**

MTCC Foundation Monies Provided to the College

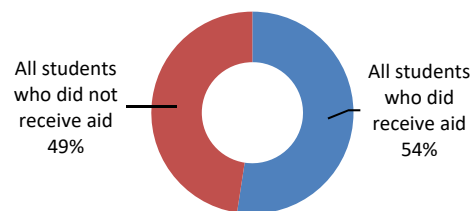
## MTCC Financial Aid

Over 2.3 million dollars in financial aid was awarded to students during the 2017 – 2018 academic year. Of first-time, full-time students 80% were awarded financial aid. The average financial aid package was \$4,454.

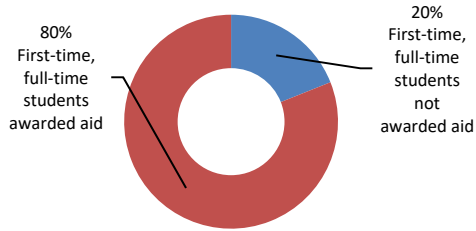
**\$4,454**

Average Financial Aid Package

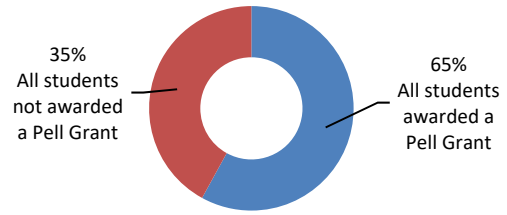
All Students



**First-Time, Full-time**



**Pell Grant**



**\$4,393**  
Average Pell Award

*Source: Institutional data as reported to IPEDS*

---

# Glossary

**Academic Year** – The period of the year during which students attend an educational institution. For MTCC the academic year is defined by fall, spring, and summer.

**Accreditation** – The recognition that an institution maintains standards requisite for its graduates to gain admission to other reputable institutions of higher learning or to achieve credentials for professional practice. The goal of accreditation is to ensure that education provided by institutions of higher education meets acceptable levels of quality. (<https://ope.ed.gov/accreditation/FAQAccr.aspx>).

**ANSI** – The American National Standards Institute is a private, non-profit organization that administers and coordinates the U.S. voluntary standards and conformity assessment system. Founded in 1918, the Institute works in close collaboration with stakeholders from industry and government to identify and develop standards and conformance-based solutions to national and global priorities. ([www.ansi.org](http://www.ansi.org)).

**Campus** – Refers to MTCC’s main campus.

**College** – MTCC as a whole.

**Co-Op Experiential** – Cooperative learning based on experience or observation.

**Curriculum** – The lessons and academic content taught in a school or in a specific course or program.

**Delivery Method** – Defines how course offerings are presented to learners.

**Dual Enrollment** – A program that allows high school students (usually sophomores, juniors, and seniors) to enroll in college courses for credit prior to high school graduation.

**Ethnicity** – A category of people who identify with each other based on similarities such as common ancestral, language, social, cultural, or national experiences. Unlike other social groups (wealth, age, hobbies), ethnicity is often an inherited status based on the society in which one lives.

**FA** – Financial Aid

**FTE** – Full-Time Equivalency enrollment based on NC Community College System contact hour model.

**Fall Enrollment** – A headcount of students who were enrolled during the fall term. Each student is counted one time for the term.

**Full-Time Cohort** – A group of students used in data analysis that consists of full-time students.

**Full-Time Employee** – An employee who works at least 30, typically 40, hours per week and is employed at will or on an annual contract basis with the expectation of recurring employment.

**Full-Time Student** – A student enrolled in 12 or more credits during the term.

**General Assembly of North Carolina** – The General Assembly is a bicameral legislature, consisting of the North Carolina House of Representatives (formerly the North Carolina House of Commons until 1868) and the North Carolina Senate. The House has 120 members, while the Senate has 50. There are no term limits for either chamber.

**Headcount** – Headcount is reported by semester or annually following the academic year. It includes all students who receive a grade in at least one course, including W (withdrawal) grades. Students who withdraw before census or do not attend are excluded.

**Hybrid** – Courses in which some traditional face-to-face or “seated” classes are replaced by online learning activities. The purpose of a hybrid course is to take advantage of the best features of both face-to-face and online learning.

**Internet** – A global computer network providing a variety of information and communication facilities, consisting of interconnected networks using standardized communication protocols.

**IPEDS** – The Integrated Postsecondary Education Data System (IPEDS) is a system of interrelated

surveys conducted annually by the National Center for Education Statistics (NCES), a part of the Institute for Education Sciences within the United States Department of Education.

**Institutional Data** – Information created, collected, maintained, transmitted, or recorded by or for the community college to inform campus decision-making and planning.

**MEC** – McDowell Early College is an academically advanced public high school with more than 200 students in grades 9 through 12. Students who apply, and are accepted, have the opportunity to complete an Associate of Arts (AA), Associate of Science (AS), or Associate of Applied Science (AAS) by the time they graduate from high school. During their time at MEC, students will take a blend of high school and dual enrollment college courses that will allow them to earn both a high school diploma and a two year college degree. McDowell Early College was founded with the intent of attracting students who often are underrepresented in college: minorities, students from low-income families and those whose parents never attended college.

**MTCC** – McDowell Technical Community College.

**Minimesters** – A short semester, ranging from 5 weeks to 14 weeks. Minimesters make it possible to complete the same course with the same quality of instruction, but on a shorter schedule. Some of Minimester courses are offered in the traditional classroom setting and others are online.

**NCCCS** – North Carolina Community College System

**NC 4-Year** – A four year school in the UNC (University of North Carolina) system.

**National Student Clearinghouse** – A non-profit and non-governmental organization and provider of educational reporting, data exchange, verification, and research services. The organization provides services at the request of their participating institutions to enable them to better serve their students.

(<http://www.studentclearinghouse.org/about/>).

**Off-Campus** – Away from the college's main campus. Classes that are not virtual classes.

**Pell** – A subsidy the U.S. federal government provides for students who need it to pay for college. Federal Pell Grants are limited to students with financial need, who have not earned their first bachelor's degree or who are enrolled in certain post-baccalaureate programs, through participating institutions.

**Race** – The classification of humans into groups based on physical traits, ancestry, genetics, or social relations, or the relations between those groups.

**Retention** – Students who were enrolled in one term and graduated or re-enrolled in a following term. Data excludes dually enrolled students with the exception of McDowell Early College students.

**Traditional** – Seated courses in the classroom. A form of conventional learning which uses long-established customs that society traditionally used in schools.

**Web-Assisted** – Courses that require some on campus meetings for exams or other activities as well as web-based instruction.

**Unduplicated Annual Enrollment** – A headcount of students who were enrolled during the academic year. Each student s only counted one time for the year.