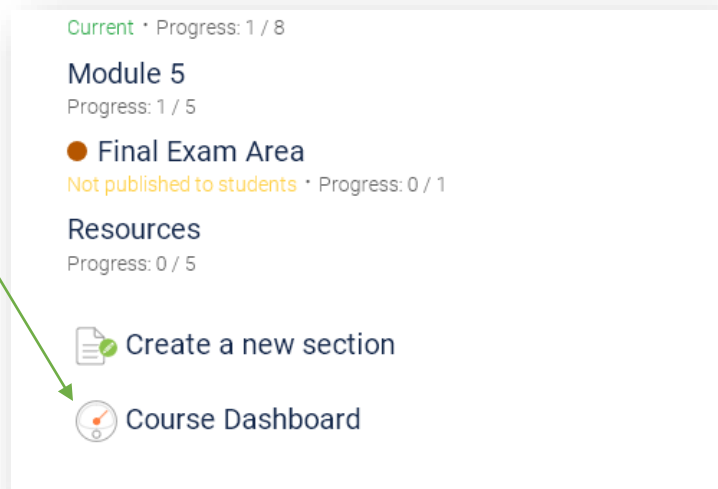
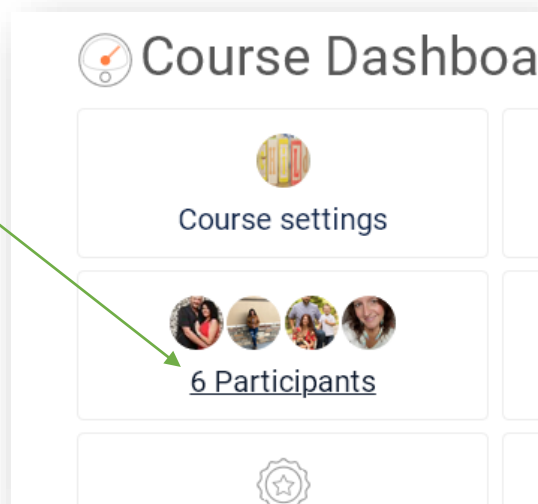


How to enroll students in your course


1. Click on **Course Dashboard**



2. Click on **Participants**



3. On the right, select **Enroll users**



4. Start typing the students name in the Search box, once it comes up just click on it to select. After adding any students, select **Enroll users**. (The role of **Student** is automatically selected)

Enroll users

Enrollment options

Select users
No selection

Search

Assign role
Student

Show more...

Enroll users Cancel